



Housing Connect's School Resource Guide

Granite School District- Middle School



Table of Contents

Section One: Introduction.....	Page 2
Section Two: Determining Boundaries.....	Page 3
A. Find your School District.....	Page 3
B. Find your School.....	Page 6
Section Three: Enrollment.....	Page 9
A. Enrolling a returning student.....	Page 11
B. Open enrollment Permits.....	Page 12
Section Four: Resources.....	Page 13
A. Immunization Exemption.....	Page 13
B. Free and Reduced Lunch.....	Page 13
C. Transportation.....	Page 14
D. Fees and Waivers.....	Page 14
E. Special Education.....	Page 15
F. Before and After School.....	Page 16
Appendix: School Contact Information.....	Page 17
A. School Counselors and Social Workers.....	Page 19

Section 1: Introduction

Navigating new places and unfamiliar systems can be difficult and stressful. Housing Connect understands that you want what's best for your family. We know that education provides a strong foundation for present and future opportunities. Education plays a vital role in children's development so it is important that you as the parent, have the tools you need to support your children on their educational journey. This packet is designed to help you navigate the middle school system through the School District. If you have questions or need assistance on anything in this packet, feel free to reach out to the Youth and Family Services Manager at 801-882-5582 or cmeyers@housingconnect.org.

Section 2: Determining Boundaries

If you are new to an area or your child is just entering the school system, you may be unsure of which school they are supposed to attend. The steps below will help you determine which school district your family lives in and the schools that are assigned to those boundaries. Once you have determined your boundaries, you can decide if you want to enroll your child at their “home” school or get a permit for them to attend a school outside of those boundaries. Find information on special permits on page 14

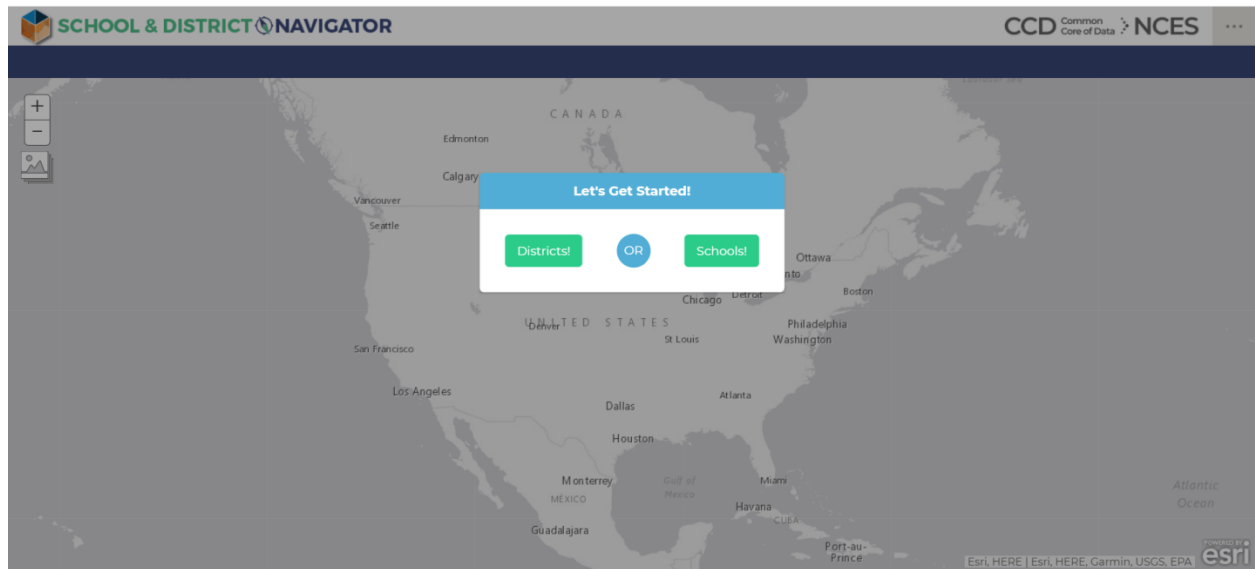
Find your school district:

1. Go to: <https://nces.ed.gov/ccd/districtsearch/>

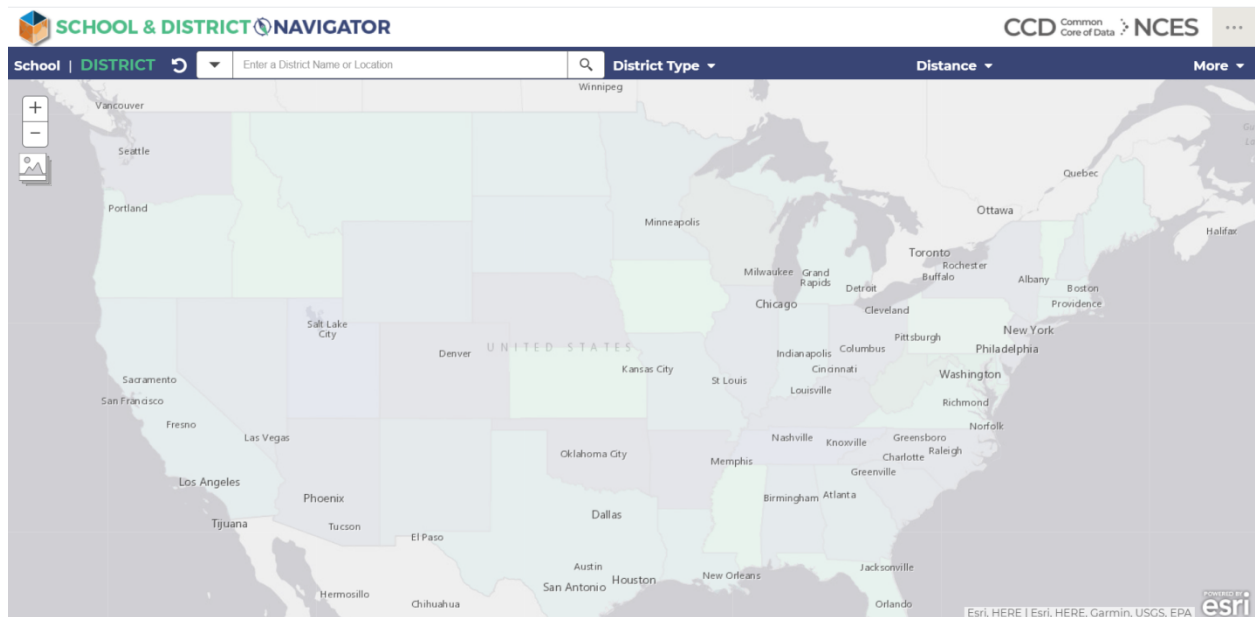
2. Click on the words “School & District Navigator”

The screenshot shows the IES NCES National Center for Education Statistics website. The main heading is "Search for Public School Districts". Below this, there are several tabs: "District Information", "School & District Navigator" (which is highlighted), "Public School Search", "Data Notes/Grant IDs", and "Help". The "District Information" section contains a form with the following fields: "District Name", "NCES District ID", "Street Address", "City" (with a "(lookup)" link), "State" (a dropdown menu), "Zip Code", "Distance" (a dropdown menu), "County" (with a "(lookup)" link), and "Phone #". To the right of the form, there is a "SEARCH TIP" section that reads: "If you are having difficulty finding your school, try only entering the city, state, and/or a key word in the name." Below the form, there is an "Additional Characteristics" section with checkboxes for "District Types": "regular", "component", "supervisory union", "regional", "state", "federal", "charter", and "other". There are also dropdown menus for "Number of Students" and "Number of Schools", each with an "or more" option. A "Search" button is located to the right of the "Additional Characteristics" section. At the bottom of the page, there is a footer with the IES NCES logo and a list of links: "Explore the Institute of Education Sciences", "IES Policies and Standards", "Additional Resources", "IES", "ED Data Inventory", "ERIC", "Home", "NCEE", "Sitemap", "About", "NCER", "NCES Statistical Standards", and "Organizational Chart".

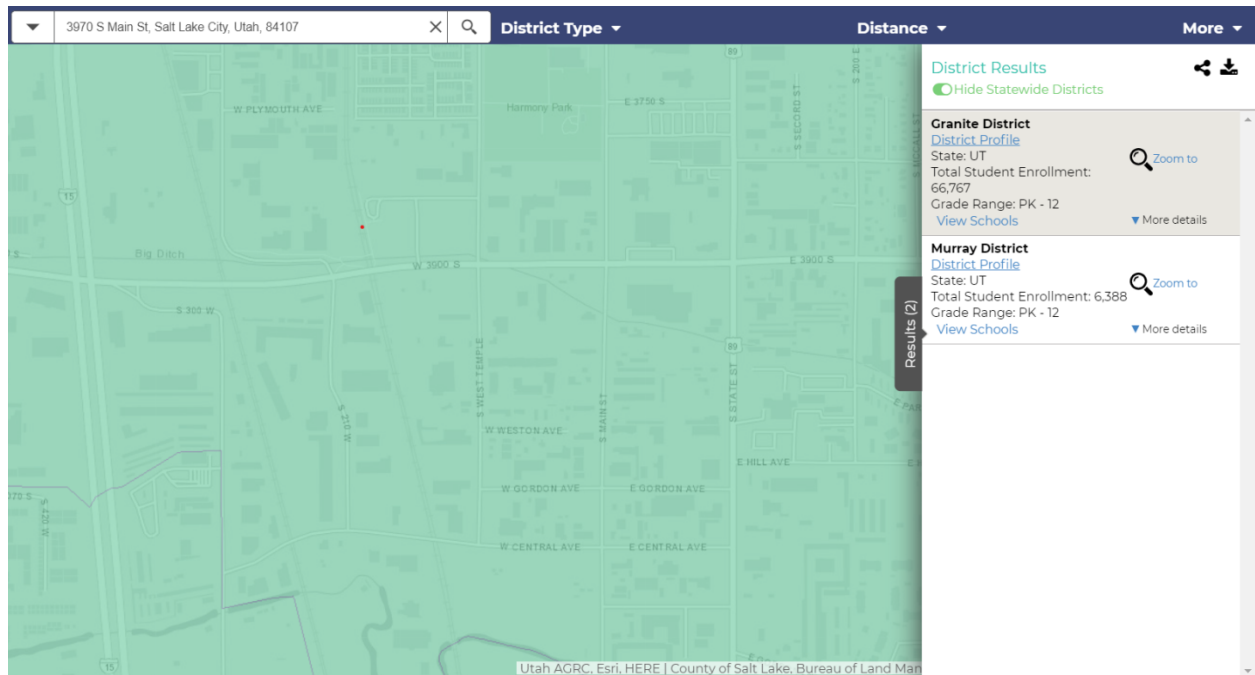
3. On the “Let’s get started tab click on the left green button labeled “Districts”



4. In the search bar, type in your home address and press the search button. (The search button is marked with a magnifying glass)



5. A box should appear on the right identifying which school district you live in.

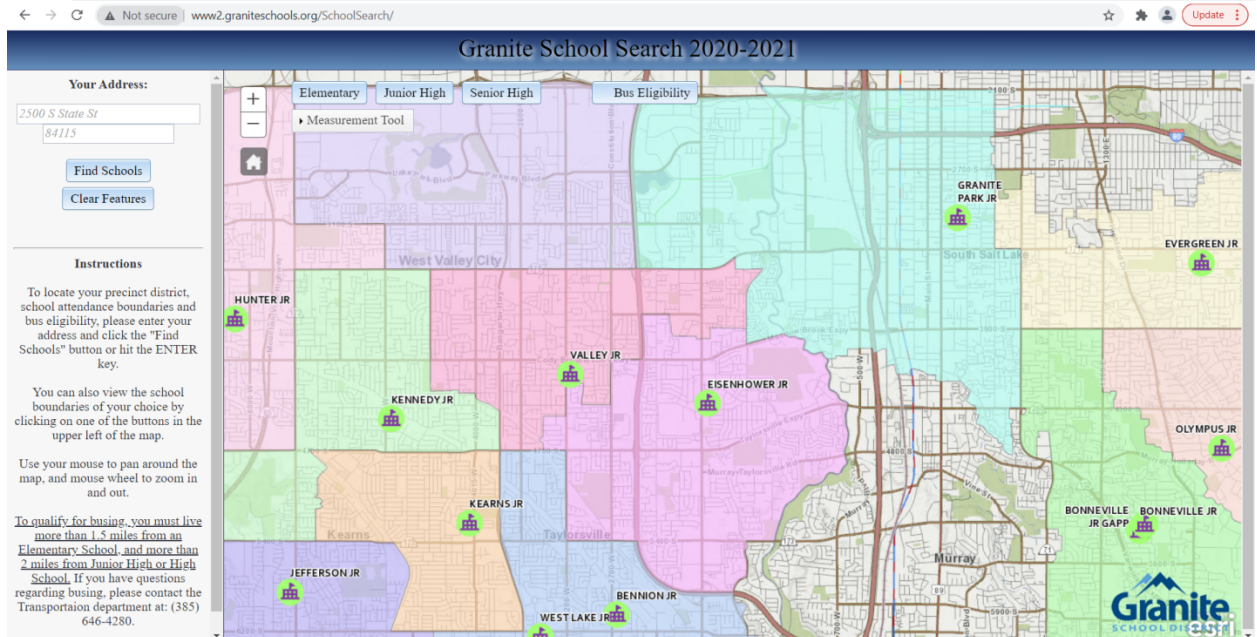


Sometimes, the website may pull up more than one eligible district, if this happens going to the potential districts websites and utilizing their school search tools is the best option.

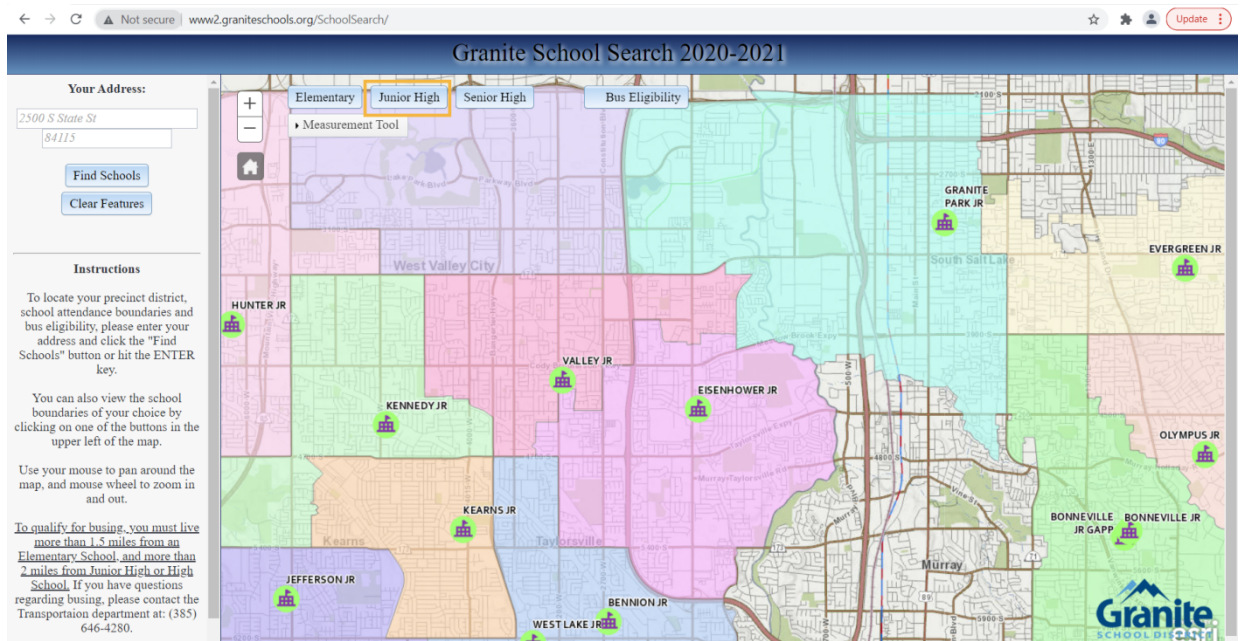
Find your School:

In order to determine which school boundaries you live in, open any web browser and go to: www2.graniteschools.org/SchoolSearch/

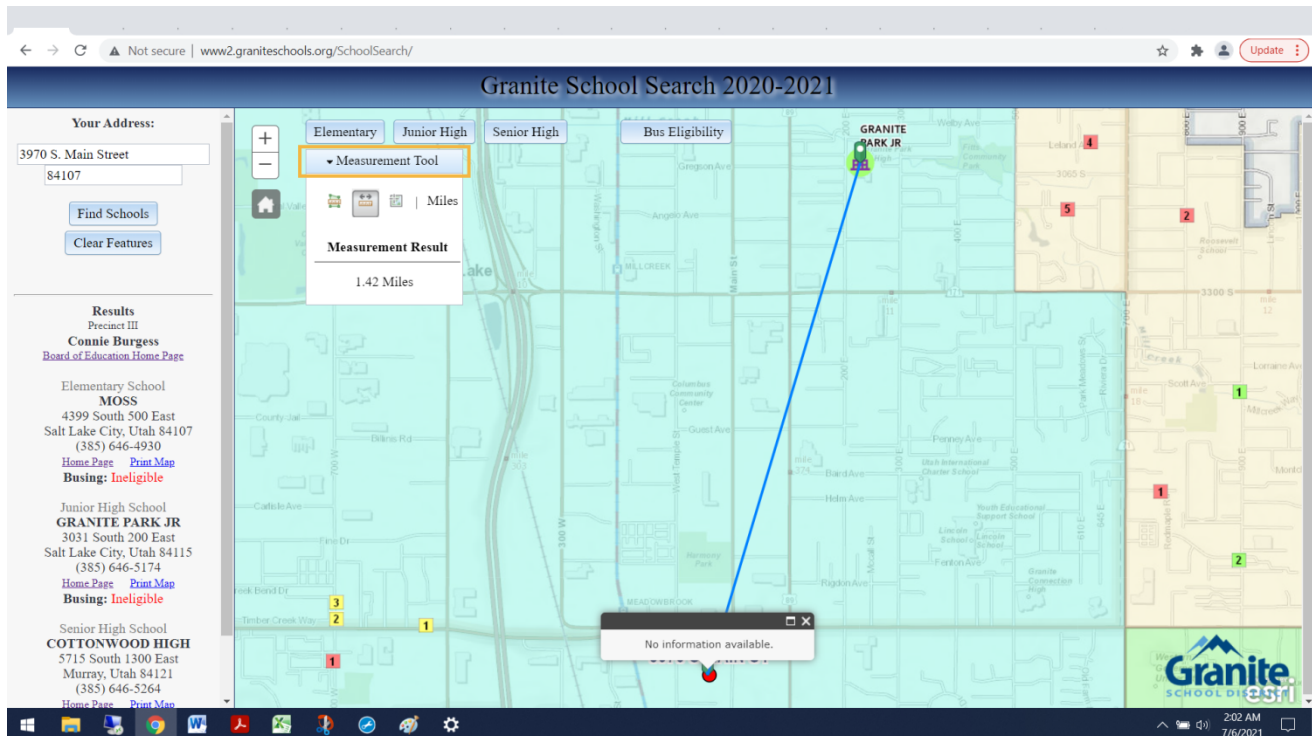
By default you will be greeted by a tapestry of different colors, these are school boundaries.



1. Click where it says Junior High. (Highlighted in Yellow)



2. Click find schools. You may need to zoom out, in order to find the school whose boundaries you live in.



3. If you are trying to see how close the schools are to where you live, there is a handy measuring tool built into the district's school search. Where you can click any two points and determine the distance in miles.

On the left side of the screen, underneath the your address box will be the results of your search, listing the elementary, middle, and high school boundaries that you live in and whether or not you are eligible to use the School's bus system as a means of transportation to and from the school.

To help you determine if you would like your child to attend their “home” School, check out www.greatschools.org.

From this website, you can input your address and see the schools closest to you by rating. The rating a school receives is the summary of the calculation of four ratings designed to show different areas of school success: student or academic progress, college readiness, equality and test scores. Student progress measures whether students are improving over time on an individual level and academic progress measures whether the school is improving as a whole using school level data. College readiness measures how well high schools are preparing their students for success in college and careers. The rating is based on high school graduation rates, SAT and ACT performance and advanced course information. The Equity Rating is designed to measure how well a school serves the academic development of disadvantaged students and is measured by progress gaps between disadvantaged students and non disadvantaged students, how disadvantaged students are performing based on student progress, academic progress and college and career readiness. The testing score measures academic proficiency using state test scores across grades and subjects. Together the ratings make up a score from 1-10 (1 being the lowest and 10 the highest).

Section 3: Enrollment

Now that you have decided which school you would like your child to attend, it is time to enroll them.

If this is your first time enrolling at a school in the Granite School District, you will need to go to the school in person in order to initiate the registration process. Regardless if you enroll in person or online, you will need to provide the following documentation:

- proof of residency (utility bill, lease agreement)
- Birth certificate (for each enrolling child)
- Immunization Record (for each enrolled child)


Each middle school in the district has slightly different dates that they are open to enroll new students. Generally the dates for registering new students start at the last two weeks in July and extend into the first days of August. Some schools may require you to “make an appointment” to enroll. This is done by contacting that school’s office. You can find the specific dates and times for your school by consulting their website or calling them directly. The websites and phone numbers for contacting the schools are listed starting on page 18.

Parent Portal:

After your student is enrolled in a school, and you have their student ID number, you can create a parent portal account. The Parent Portal will allow you to access information about all of your students and their schools including future registration access, payment and fee waivers, grade and attendance information as well as contact information for teachers.

In order to create a parent portal account, you must have students already enrolled in a school within the Granite School District.

1. Open any web browser
2. In the search bar type in: “portal.graniteschools.org”



3. Click create a parent portal account, you will need an email address and at least one of your children's student ID numbers.

4. Fill out the form and click create account.

Parent Portal Registration

The Parent Portal was created to give parents/guardians a single location for accessing information about all of their students, and their students' schools. Through the Parent Portal, you can see grades, attendance, report cards, and other information about your students. You can also access links to pay for school lunch, access coursework, access your school's webstore to pay fees, and other links to more detailed information about your students that may be available in other systems managed by Granite School District.

The information you provide when registering through the portal must match the information that your student's school has in the student information systems maintained by Granite School District. If you have more than one student, the parent/guardian contact information must exactly match for each student or the accounts will not link correctly. If the information does not match exactly, you will be given a general error message noting the failure of the registration process.

If you think the information you are providing is correct, it is possible that the information at the school has some errors in it. If you believe this to be the case, you will need to contact your student's school to have the information corrected before you can successfully register in the Parent Portal.

*Contact First Name

*Contact Last name

*Email

*Student ID

*Student Birth Date

*Desired User Name

5. You will be sent an email that allows you to verify your account and access the system.

Registering a Previously Enrolled Student:

Your child's school may be participating in online registration via the Parent Portal here are the steps to follow in order to enroll.

1. Go to <https://portal.graniteschools.org>
2. Type in the username and password for your Parent Portal Account and click login.
3. Once logged in click on the icon "Registration"
4. A new tab will open, if your school is participating in online registration you will see all students attached through your parent portal for the upcoming school year.
5. On the screen you will see a list of district documents below each student name and ID, some school related forms that require a signature, and any other forms that need to be completed and then uploaded separately.
6. You will then click on documents that say required, when you click on the form a preview of the document will become available, if everything is correct, click on the button "Accept and Sign".
If the school has requested an external website you will only see the name of the external document highlighted in blue. You will need to click on the words of the document and complete what they are asking. Then come back and click the "Accept and Sign" button.
7. Once you have signed a document, you will see a check mark on the far right of the row indicating that the document has been signed.
8. After signing all district and school documents and paying any associated fees, you will be able to view your student's schedule.
9. In addition to viewing your schedule you can apply for fee waivers through the online registration process.

Open Enrollment:

If you want to enroll your children in a school outside of your home's boundaries, you will need to visit the school's main office in order to fill out an open enrollment application.

Open enrollment applications are accepted during two windows:

- December 1st through the 3rd Friday in February is the early enrollment period, and gives you the highest chance of acceptance
- After the 3rd Friday in February: Permits are considered based on the staff to student ratios, on a first come first serve basis

Once an application has been accepted, you do not need to reapply each year. You only need to reapply when your child has moved on from one level of schooling (i.e. from elementary school to middle school or from middle school to high school), your child is expelled or suspended, or the District determines that enrollment has exceeded the capacity of that school.

If you enroll at a school outside of your boundaries, you will be responsible for transporting your children to and from the school. **The school district does not provide bussing for students enrolled in school's outside of their boundaries.**

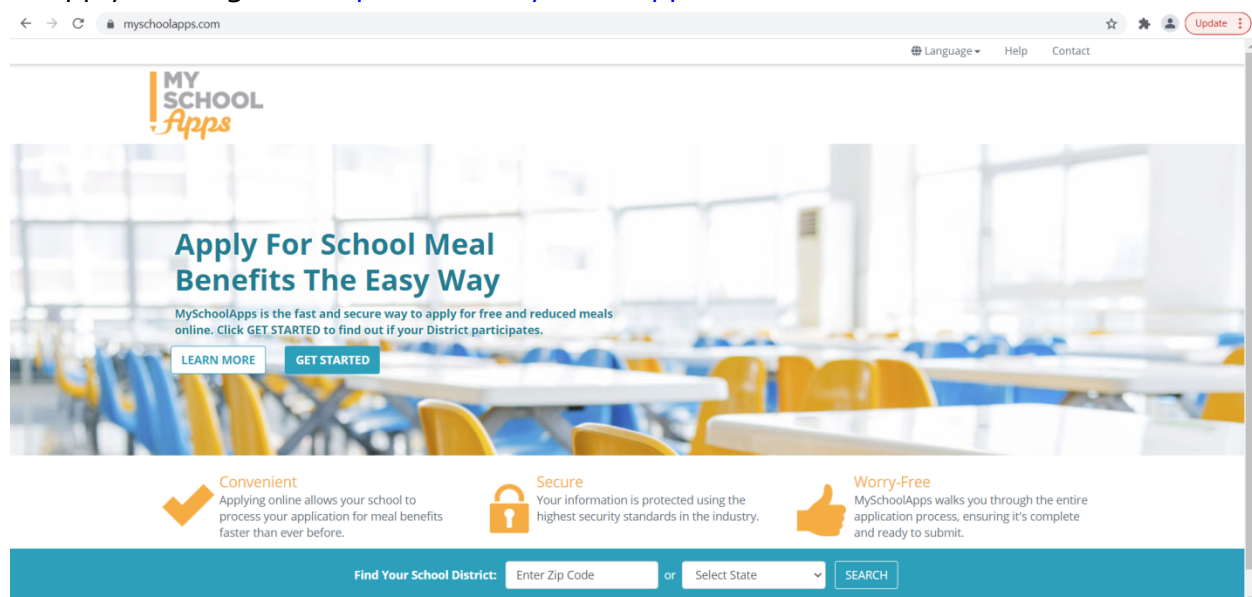
Section 4 Resources:

Now that your child(ren) are enrolled, there are resources that may be available to you through Granite School District:

Immunization exemptions: To receive a vaccination exemption form, the legally responsible individual who claims the exemption for the student must complete the online immunization education module. The education module can be accessed by going to: <https://immunize.utah.gov/immunization-education-module/>. After the successful completion of the module you will be emailed a vaccination exemption form that you need to fill out and turn into the school.

Free and Reduced Lunch: Applications for free and reduced meals are able to be filled out online up to 30 days in advance of the start of the new school year. Fill out one application per family. If you do not have internet access, you can also go to your child's school in order to obtain an application. The Federal eligibility for Free and Reduced Meals changes each school year. Because of these annual changes, a new application must be submitted each year.

To apply online go to: <https://www.myschoolapps.com/>



Click on the blue “Get Started Box”

For questions concerning the application process or free and reduced meals contact:
385-646-5506

Transportation: To qualify for busing, you must live inside of the school boundary that you have enrolled in and live more than 2 miles from a Junior High School. **In order to obtain a school bussing schedule, you must contact your school directly.**

If transportation is an issue, the UTA may have routes that will get your children closer to their school. You can buy monthly passes for children 6-17 (or those still attending high school) for reduced rates. The passes can be bought online at: <https://www.rideuta.com/Fares-And-Passes/Buy-A-Pass>. Look for the "Youth Monthly Pass" for local busses and TRAX access and the "Premium Youth Monthly Pass" if your children also need access to the FRONTRUNNER.

Fees:

The following table lists the maximum amounts that may be charged per pupil for each activity, class, or athletics participation. **Actual Fees are determined by the local school.**

Granite School District 2021-2022 Junior High School Fee Schedule			
Fee Amounts and Spend Plans - All fees listed on this schedule are the maximum amounts approved by the Board of Education that a school may charge per pupil for participation in the named activity, class, group, or team. The types of expenditures funded with student fees include ancillary personnel costs, educational services, employee training, professional services, technical services, student travel, advertising services, printing services, activity and student supplies, student food, technology supplies, equipment and facility enhancements, and club dues. Planned expenditures vary by program and school due to the unique needs and specific plans made at each school. Prior to registration, the fee amounts and associated spend plans approved by the principal for each program at each school are published online at schoolfees.graniteschools.org . Parents are encouraged to refer to their school's fee schedule for detailed fee and spend plan information. For school activities that involve tryouts, participants must be selected before fees are assessed.			
School Program Fees	Maximum amounts that may be charged		Maximum amounts that may be charged
Basic Registration (All students)	\$49.00	Credit Recovery (Charge per .25 units of credit)	\$45.00
Online Course (Charge per .25 units of credit)	\$30.00	Remediation (Per each class)	\$10.00
School Sponsored Admission Fees (per student / per event)	Maximum amounts that may be charged		Maximum amounts that may be charged
School Dances	\$5.00	School Plays, Concerts and Musicals	\$10.00
		Other Admissions to Off Campus Events (Not including applicable sales tax)	\$60.00
Curricular Course Fees (Per semester course)	Maximum amounts that may be charged		Maximum amounts that may be charged
General Course Fees			
Visual Art <i>Includes Craft, Drawing, Painting, Photography, Sculpture, Art History, etc.</i>	\$40.00	English	\$10.00
		Music (Non performing groups)	\$25.00
Career & Technical Education Intro Class	\$15.00	Instrument Rental (1st Instrument)	\$75.00
Other Career & Technical Education <i>Includes areas of Agriculture, Business, FACS, Health Science, Info Tech, Skilled & Technical, and Technology & Engineering</i>	\$40.00	Instrument Rental (Per additional instrument)	\$10.00
		Physical Education	
		On-campus course	\$10.00
		Off-campus course	\$80.00
Dance	\$15.00	Intergraded Science	\$15.00
Drama / Stage Crew	\$15.00	<i>Includes Biology, Chemistry, Earth Science, Physics, etc.</i>	

Specific item Course Fee - In addition to the coarse fees above, the following fees may be charged for specific items as applicable.

Equipment Rental (Other than musical instrument)	\$35.00	Workbook/License Fee	\$25.00
--	---------	----------------------	---------

Co-curricular / Extracurricular Course and Activities Fees
(Per school year. Includes all potential fundraising and course fees.)

Sports Fees	Maximum amounts that may be charged	Course and Activity Fees	Maximum amounts that may be charged
Basketball	\$100.00	College Readiness	\$60.00
Cheer (includes certified camp run by 3rd party)	\$600.00	<i>Includes AVID, Latinos in Action, People of the Pacific and similar courses</i>	
Cross Country	\$60.00	Dance Performing Groups (Includes day camp Run by 3rd party)	\$400.00
Soccer	\$60.00	Debate	\$60.00
Track	\$60.00	Granite Junior Youth Symphony	\$60.00
Volleyball	\$60.00	Music Performing Groups <i>Includes Band, Orchestra, & Choir</i>	\$150.00
Wrestling	\$100.00	Instrument Rental (If required)	\$75.00
School Intramural - <i>not listed above</i>	\$20.00	Student Government / Club Officers	\$275.00
		Theatro / Musical Production (Per production for stage performers)	\$100.00
		Club Dues	
Coach / Advisor Run District Camps	\$50.00	School Clubs	\$30.00
		Additional State / National Membership (Cost of membership)	\$35.00

Overnight Student Travel (Per trip)

(Maximum fee include all potential fundraising)

Maximum amount that may be charged

Overnight Student Travel (Within approved geographical region)	\$1,200.00
--	------------

All requests for Overnight Student Travel must be approved by the Principal, Director and Assistant Superintendent.

Maximum Fee Cap

\$1,250.00

This amount is the maximum a student will be required to pay or voluntarily individually fundraise for each school year. This maximum fee cap applies to up to 3 co-curricular / extra curricular activities. Students who participate in activities beyond this limit may be subject to the full fee amount for these additional activities. The maximum fee cap does not apply to Overnight Student Travel, School Sponsored Admission Fees and required group fundraising.

Schedule of Non-Waivable Charges - The Board authorizes fines for damage caused to district property and for violating rules of conduct. Because administrative penalties do not implicate participation in school sponsored activities, these fines appear with other non-waivable charges on the Board approved Schedule of Non-Waivable Charges rather than on this Fee Schedule.

Pursuant to Utah Code 53G-6-704 and Utah Admin. Code R277-494, all home school, private school, and charter school students who participate in extracurricular activities must pay the applicable activity-specific fee(s) from above. For students who attend a charter school and participate in extracurricular activities, the charter school of enrollment must also pay a one-time annual school participation fee of \$49.00 to the school where the student is participating in the activity. Such students are not subject to the basic registration fee.

Fee Waivers: When enrolling at any school in the Granite School District you are able to fill out the application for a fee waiver. You will need to bring either: the three most recent pay stubs for everyone working in the household, a letter from Workforce Services which states you are on food stamps, or your last year's tax return. If your application is accepted all of the fees mentioned above will be waived.

Special Education Services (Section 504 Plans and IEPs)

Section 504 is the part of the Rehabilitation Act of 1973 which applies to persons with disabilities. Section 504 is a civil rights act protecting the civil and constitutional rights of persons with disabilities.

Section 504 states: "No otherwise qualified individual with a disability ... shall, solely by reason of her or his disability, be excluded from the participation in, be denied the benefits of, or be subjected to any discrimination under any program or activity receiving Federal financial assistance."

An IEP is an "Individualized Education Plan" It is a legal document that identifies the special education instruction, support and services to help your child succeed in school.

For Special Education Services you may ask any teacher, administrator or counselor to request special educational services or an evaluation.

Once you have made the request, they will provide you with any paperwork and directions to continue the process.

Utah Parent Center Information

<https://utahparentcenter.org/projects/districts/granite/>

Parent Consultant Serving Families in Granite School District

Email: cynthia@utahparentcenter.org

Phone Number: 385-646-4190 or 801-833-3825

The Utah Parent Center has partnered with Granite School District to provide free assistance to families of children with special educational needs.

If your child has special needs, so do you! The Parent Consultant serving families in Granite School District offers: Training, Information, Referrals and Assistance.

These services are offered to parents through the provision of one-on-one consultations by phone or in person, and group workshops and presentations.

Before School Programs:

Benion, Eisenhower, Granite Park Jr, Hunter Jr, Kearns, Kennedy, Matheson, Valley, Westlake middle schools all serve breakfast before school. It is typically served ½ an hour before school starts, but you can check with your child's school to confirm the exact time.

After School Programs:

Most schools in the district have multiple after school opportunities be they athletic, artistic, or academic in nature. The best ways to find out about them are to check your school's website and to keep an eye out for information brought home by your children. The school's websites are listed starting on page 17.

Appendix I: School Contact Information

Kearns Middle Schools

School Name	Address	Phone Number	Website
Kearns	4040 W Sams Blvd., Kearns, UT 84118	385-646-5204	https://schools.graniteschools.org/kearnsjr/
Thomas Jefferson	5850 South 5600 West, Kearns, UT 84118	385-646-5194	https://schools.graniteschools.org/jeffersonjr/

Magna Middle Schools

School Name	Address	Phone Number	Website
Matheson	3650 Montclair St., Magna, UT 84044	385-646-5290	https://schools.graniteschools.org/mathesonjr/

Salt Lake City Middle Schools

School Name	Address	Phone Number	Website
Bonneville	5330 South Gurene Dr., Salt Lake City, UT 84117	385-646-5124	https://schools.graniteschools.org/bonnevillejr/
Churchill	3450 E. Oakview Dr., Salt Lake City, UT 84124	385-646-5144	https://schools.graniteschools.org/churchilljr/
Evergreen	3401 South 2000 East, Salt Lake City, UT 84109	385-646-5164	https://schools.graniteschools.org/evergreenjr/
Granite Park	3031 S. 200 East, Salt Lake City, UT 84115	385-646-5174	https://schools.graniteschools.org/graniteparkjr/
Olympus	2217 East Murray Holladay Road, Salt Lake City, UT 84117	385-646-5224	https://schools.graniteschools.org/olympusjr/
Wasatch	3750 South 3100 East, Salt Lake City, UT 84109	385-646-5244	https://schools.graniteschools.org/wasatchjr/

Taylorsville Middle Schools

School Name	Address	Phone Number	Website
Benion	6055 South 2700 West, Taylorsville, UT 84129	385-646-5114	https://schools.graniteschools.org/bennionjr/

Eisenhower	4351 Redwood Road, Taylorsville, UT 84123	385-646-5154	https://schools.graniteschools.org/eisenhowerjr/
Westlake Stem	3451 West 6200 South, Taylorsville, UT 84129	385-646-5254	https://schools.graniteschools.org/westlakestem/

West Valley Middle Schools

School Name	Address	Phone Number	Website
Hunter	6131 West 3785 South, West Valley City, UT 84128	385-646-5184	https://schools.graniteschools.org/hunterjr/
Kennedy	4495 South 4800 West, West Valley City, UT 84120	385-646-5214	https://schools.graniteschools.org/kennedyjr/
Valley	4195 South 3200 West, West Valley, UT 84119	385-646-5234	https://schools.graniteschools.org/valleyjr/

Appendix II: School Counselors, Social Workers, and Psychologists

Each school in the Granite school district has personnel specifically assigned to help you and your children establish healthy development and create positive boundaries around social, emotional and psychological health. These staff include social workers, school psychologists, speech language pathologists, and more.

Social workers and psychologists can provide counseling while providing social, emotional, and psychological support, they also help with IEP's and other accommodations, and can give referrals to outside resources.

Speech language pathologists help students with communication delays. They can help your children with literacy, fluency, articulation, and social communication issues. Guidance Counselors help with academic and behavioral challenges.

Below is a list of all of the service providers within the middle schools in the district so you can easily contact them as needed. If no phone number is listed, contact your school's main office to determine the best way to reach these resources, or you can reach out to them via email.

School	Title	Name	Phone Number	Email
Bennion	Social Worker	Sue Baxter	385-646-8807	sdbaxter@graniteschools.org
Bennion	School Psychologist	Nicole Feigt	385-646-8092	ndfeigt@graniteschools.org
Bennion	7th Grade Counselor	Alan Crookston	385-646-3074	atcrookston@graniteschools.org
Bennion	8th Grade Counselor	Michele Belmore	385-646-3057	mbelmore@graniteschools.org
Bennion	9th Grade Counselor	Christi Reed	385-646-3058	Careed@graniteschools.org
Bonneville	Social Worker	Jocelyn Cortez	385-646-0068	jcortez@graniteschools.org
Bonneville	School Psychologist	Tanya Meegen	385-646-0058	tmeegan@graniteschools.org
Bonneville	Counselor, (A-J Last Names)	Sarah Jensen	385-646-3106	sjensen3@graniteschools.org
Bonneville	Counselor,(K-Z Last Names)	Stacy Wood	385-646-3107	srwood@graniteschools.org
Churchill	Counselor,(A-K Last Names)	Marci Taylor	385-646-3206	mtaylor3@graniteschools.org
Churchill	Counselor,(L-Z Last	Julie Sasouda	385-646-3208	jsasouda@graniteschools.org

	Names)			
Eisenhower	Social Worker	Claudia Reyes	385-646-4645	
Eisenhower	School Psychologist	Elizabeth Popescue	385-646-1864	eaopescue@graniteschools.org
Eisenhower	Counselor,(A- DE Last Names)	Ms. Martinez	385-646-3257	cdmartinez@graniteschools.org
Eisenhower	Counselor, (Di-Ha Last Names)	Ms. Christensen	385-646-3269	abchristensen@graniteschools.org
Eisenhower	Counselor, (He-O Last Names)	Mr. Gudmundson	385-646-3256	dlgudmundson@graniteschools.org
Eisenhower	Counselor, (P-Z Last Names)	Ms. Gerber	385-646-3264	tgerber@graniteschools.org
Evergreen	Social Worker	Glen Youngstrom	NA	glyoungstrom@graniteschools.org
Evergreen	Counselor, (A-K Last Names)	Carma Barnhart	385-646-3307	crbarnhart@graniteschools.org
Evergreen	Counselor, (L-Z Last Names)	Ashley Hill	385-646-3306	ahill@graniteschools.org
Granite Park	Social Worker	Heather Whitehead	385-646-3359	hwhitehead@graniteschools.org
Granite Park	Counselor, (A-Card Last Names)	Carlee Johnson	385-646-3392	cijohnson12@graniteschools.org
Granite Park	Counselor,(Cari-Ji Last Names)	Lisa Ballash	385-646-3363	lballash@graniteschools.org
Granite Park	Counselor, (Jo-Pi Last Names)	Brian Mckenna	385-646-3393	bamckenna@graniteschools.org
Granite Park	Counselor,(Po-Z Last Names)	Alison Bowers	385-646-3360	abowers@graniteschools.org
Hunter	Social Worker	Ms. Haslam	NA	tthaslam@graniteschools.org
Hunter	School Psychologist	Ms. Hankins	NA	mahankins@graniteschools.org
Hunter	Counselor, (A-Go Last Names)	Ms. Karel Nelson	NA	knelson@graniteschools.org
Hunter	Counselor, (Gr-Pel Last	Ms. Belinda Lee	NA	bllee@graniteschools.org

	Names)			
Hunter	Counselor, (Pem-Z Last Names)	Mr. Joshua Van Dam	NA	jvandam@graniteschools.org
Jefferson, Thomas	Social Worker	Sherrie Sanchez	385-646-0728	ssanchez@graniteschools.org
Jefferson, Thomas	7th Grade Counselor	Jamie Jensen	385-646-5196	jjensen@graniteschools.org
Jefferson, Thomas	8th Grade Counselor	Jenna Gardner	NA	jgardner2@graniteschools.org
Kearns	Social Worker	Christine Peasley	385-646-2353	cspeasley@graniteschools.org
Kearns	School Psychologist	Mary Dennis	385-646-5854	mdennis@graniteschools.org
Kearns	6th Grade Counselor	Anya May	385-646-3516	amay@graniteschools.org
Kearns	7th Grade Counselor	Dylan Ball	NA	NA
Kearns	8th Grade Counselor	Corianne Reynolds	385-646-3515	creynolds@graniteschools.org
Kennedy, John F.	7th Grade Counselor	Brittani Gourley	385-646-3559	brgourley@graniteschools.org
Kennedy, John F.	8th Grade Counselor	Darlene Springer	385-646-3554	daspringer@graniteschools.org
Matheson, Scott M.	Social Worker	George Talakai	NA	gtalakai@graniteschools.org
Matheson, Scott M.	School Psychologist	Shay Lyksett	385-646-1049	smlyksett@graniteschools.org
Matheson, Scott M.	Counselor 7th And 8th Grade,(A-G Last Name)	Melanie Soledade	385-646-3007	msoledade@graniteschools.org
Matheson, Scott M.	Counselor 7th grade, (H-Z Last Name)	Carson Checketts	385-646-3005	ccchecketts@graniteschools.org
Matheson, Scott M.	Counselor 8th grade, (H-Z Last Name)	Raven Rylander	385-646-3008	rsrylander@graniteschools.org
Olympus	Counselor, (A-G Last Name)	Corrine Kendall	NA	ckendall@graniteschools.org

Olympus	Counselor, (H-M Last Name)	Nicole Johnson	NA	nejohnson@graniteschools.org
Olympus	Counselor, (N-Z Last Name)	Lanny Howe	NA	llhowe@graniteschools.org
Valley	Social Worker	Genevive Strattman	NA	gstrattman@graniteschools.org
Valley	Counselor	Jacob Ballentine	385-646-3657	jballentine@graniteschools.org
Valley	Counselor	Daniel Rich	NA	NA
Valley	Counselor	Sarah Rogers	385-646-3655	swrogers@graniteschools.org
Wasatch	Social Worker	Jocelyn Cortez	385-646-0068	jcortez@graniteschools.org
Wasatch	Counselor, (A-Ha Last Name)	Erika Sherwood	385-646-5245	esherwood@graniteschools.org
Wasatch	Counselor, (He, N Last Name)	Karlin Bauman	385-646-5245	kbauman@graniteschools.org
Wasatch	Counselor, (O-Z Last Name)	Tina Bowman	385-646-5245	csromney@graniteschools.org
West Lake Stem	Social Worker	Glen Youngstrom	NA	glyoungstrom@graniteschools.org
West Lake Stem	School Psychologist	Taylor Arney	NA	tmarney@graniteschools.org
West Lake Stem	Counselor (A-Hi Last Names)	Patty Shay	385-646-2678	ps Shay@graniteschools.org
West Lake Stem	Counselor (Ho-Mi Last Names)	Kriste Lewis	385-646-2769	k Lewis2@graniteschools.org
West Lake Stem	Counselor (Mo-Z Last Names)	Monique Reymus	385-646-2767	mjreymus1@graniteschools.org