



Housing Connect's School Resource Guide

Canyons School District- Middle School



Table of Contents

Section One: Introduction.....	Page 2
Section Two: Determining Boundaries.....	Page 3
A. Find your School District.....	Page 3
B. Find your School.....	Page 5
Section Three: Enrollment.....	Page 9
A. Enrolling a returning student.....	Page 12
B. School Choice Permits.....	Page 13
Section Four: Resources.....	Page 15
A. Immunization Exemption.....	Page 15
B. Free and Reduced Lunch.....	Page 15
C. Transportation.....	Page 15
D. Fees and Waivers.....	Page 16
E. Special Education.....	Page 17
F. Before and After School.....	Page 17
Appendix: School Contact Information.....	Page 18
A. School Counselors and Social Workers.....	Page 20

Section 1: Introduction

Navigating new places and unfamiliar systems can be difficult and stressful. Housing Connect understands that you want what's best for your family. We know that education provides a strong foundation for present and future opportunities. Education plays a vital role in children's development so it is important that you as the parent, have the tools you need to support your children on their educational journey. This packet is designed to help you navigate the middle school system through Canyon School District.

If you have questions or need assistance on anything in this packet, feel free to reach out to the Youth and Family Services Manager at 801-882-5582 or cmeyers@housingconnect.org.

Section 2: Determining Boundaries

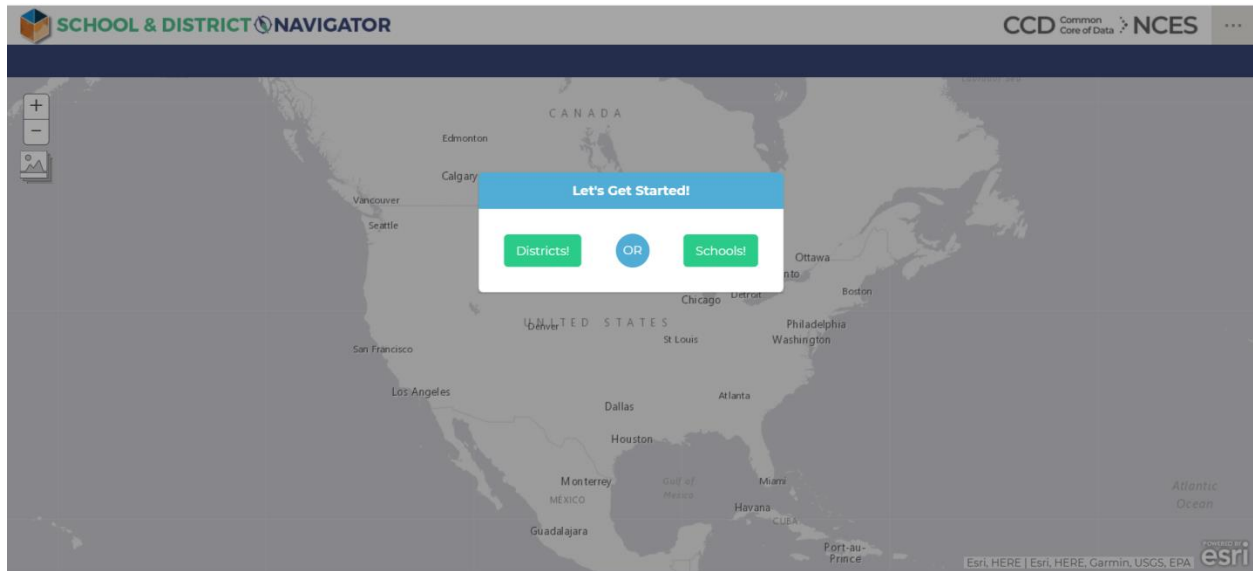
If you are new to an area or your child is just entering the school system, you may be unsure of which school they are supposed to attend. The steps below will help you determine which school district your family lives in and the schools that are assigned to those boundaries. Once you have determined your boundaries, you can decide if you want to enroll your child at their “home” school or get a permit for them to attend a school outside of those boundaries. Find information on special permits on page 15

Find your school district:

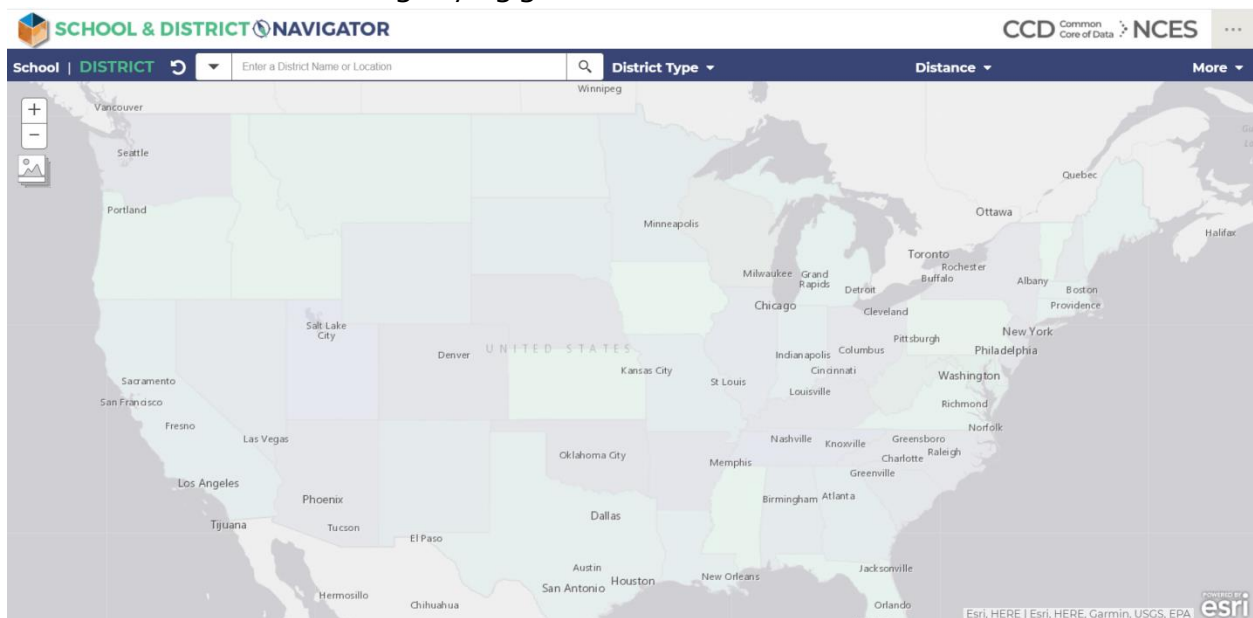
1. Go to: <https://nces.ed.gov/ccd/districtsearch/>
2. Click on the words “School & District Navigator”

The screenshot shows the 'Search for Public School Districts' page on the NCES website. The page has a dark header with the IES and NCES logos. Below the header, there's a navigation bar with links: 'District Information', 'School & District Navigator' (highlighted), 'Public School Search', 'Data Notes/Grant IDs', and 'Help'. The main content area contains a search form with the following fields: 'District Name', 'NCES District ID', 'Street Address', 'City' (with a '(Browse)' link), 'State' (a dropdown menu), 'Zip Code', 'Distance' (a dropdown menu), 'County' (with a '(Browse)' link), and 'Phone #'. There are also checkboxes for 'District Types' (regular, component, supervisory union, regional, state, federal, charter, other) and dropdowns for 'Number of Students' and 'Number of Schools'. A 'Search' button and a 'Clear' button are located to the right of the form. A 'SEARCH TIP' is provided on the right side of the form. The footer contains navigation links for 'Explore the Institute of Education Sciences', 'IES Policies and Standards', and 'Additional Resources'.

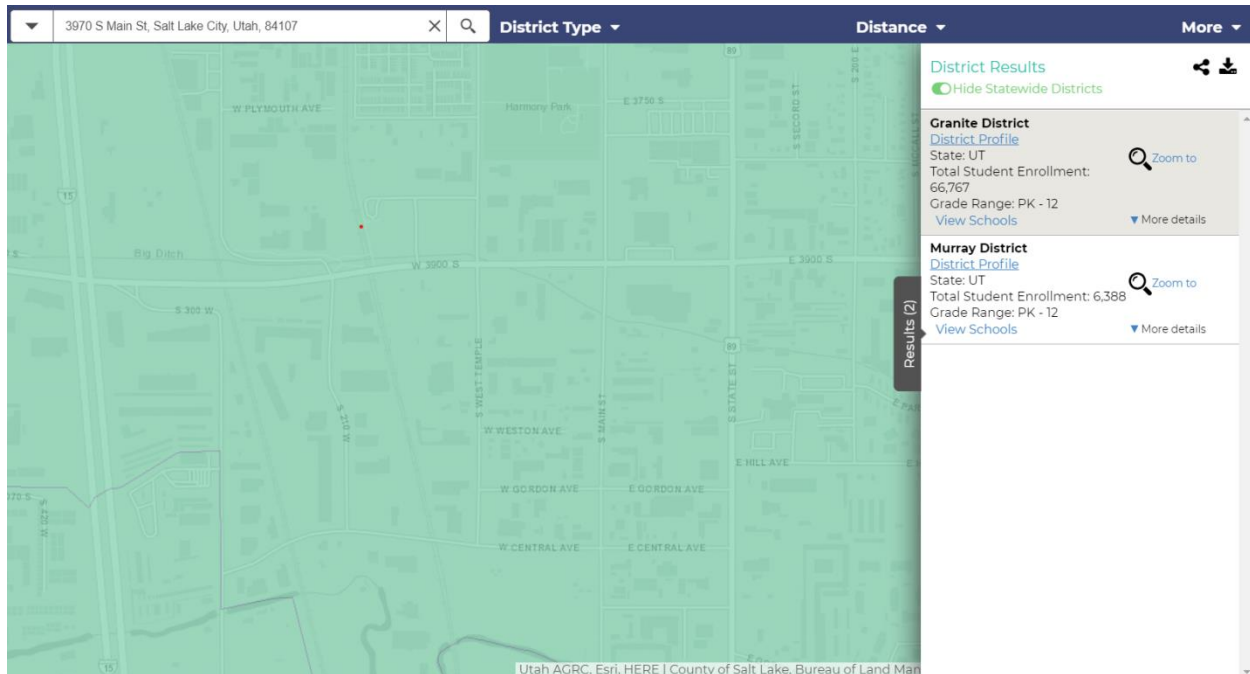
3. On the “Let’s get started tab click on the left green button labeled “Districts”



4. In the search bar, type in your home address and press the search button. (The search button is marked with a magnifying glass)



5. A box should appear on the right identifying which school district you live in.

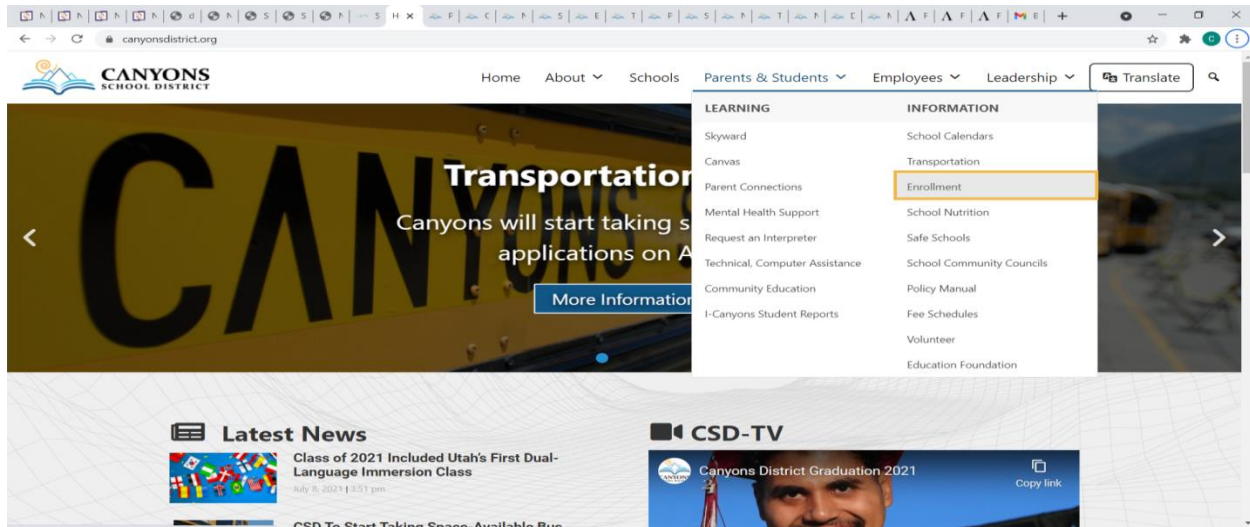


Sometimes, the website may pull up more than one eligible district, if this happens going to the potential district's website and utilizing their school search tools is the best option.

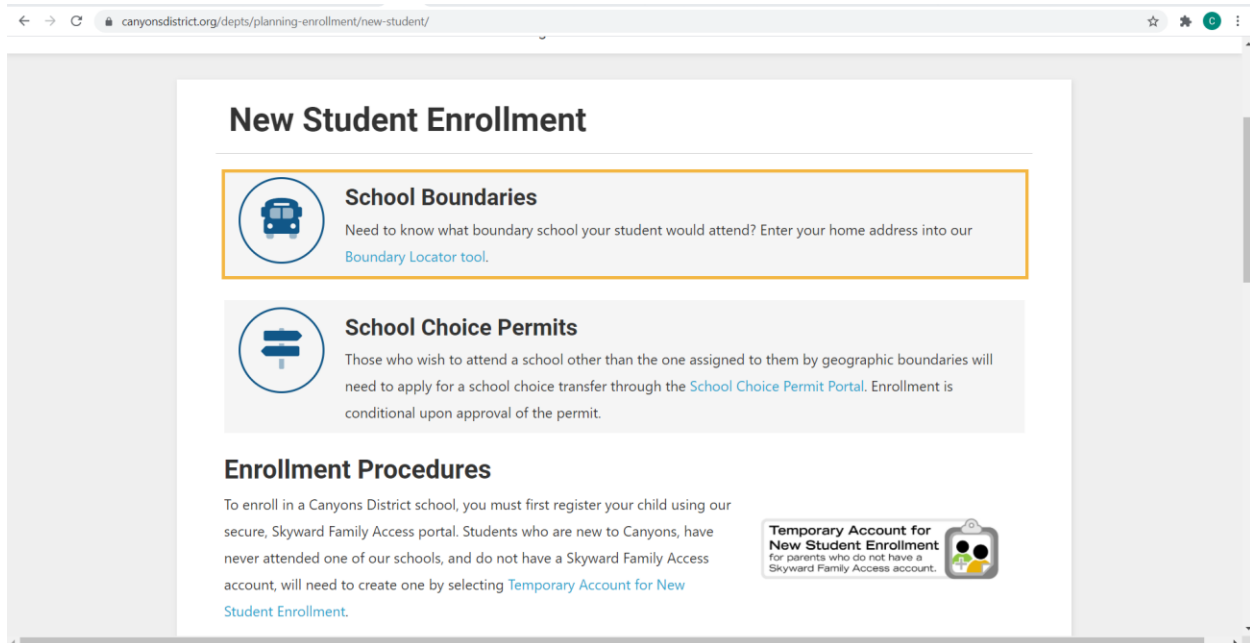
Find your school

In order to determine which school boundaries you live in, open any web browser and navigate to: <https://www.canyonsdistrict.org/>

From there hover your mouse over where it says "Parents and Students", click where it says enrollment. (Highlighted in yellow below).

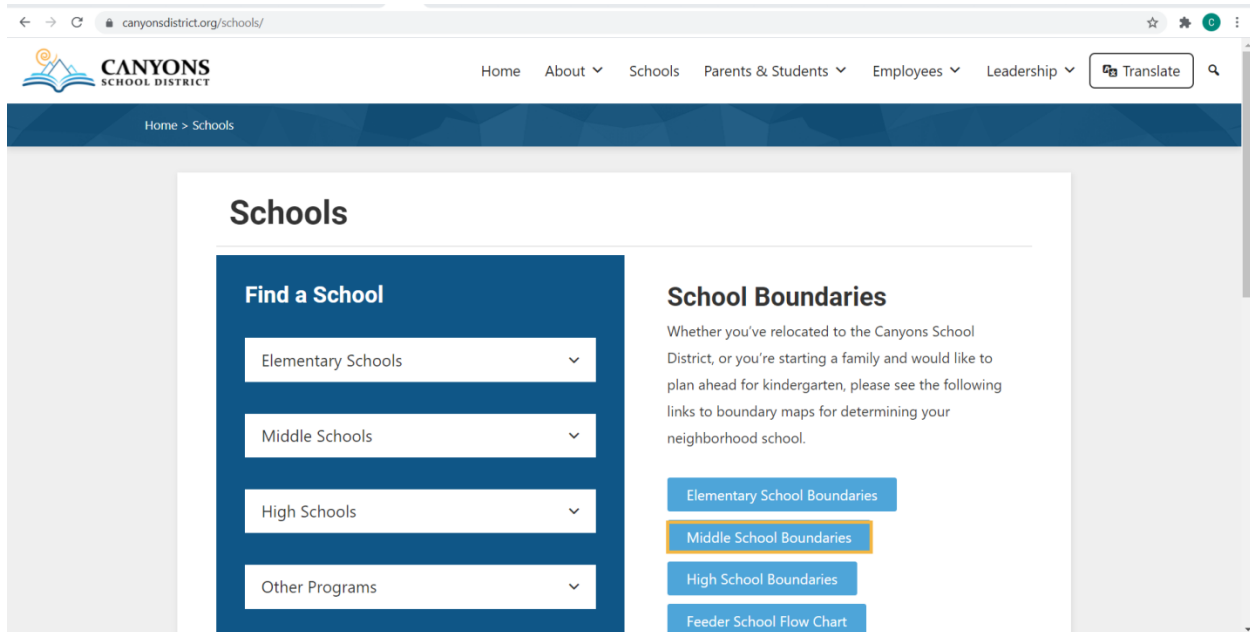


You should then click where it says “Boundary Locator Tool”.

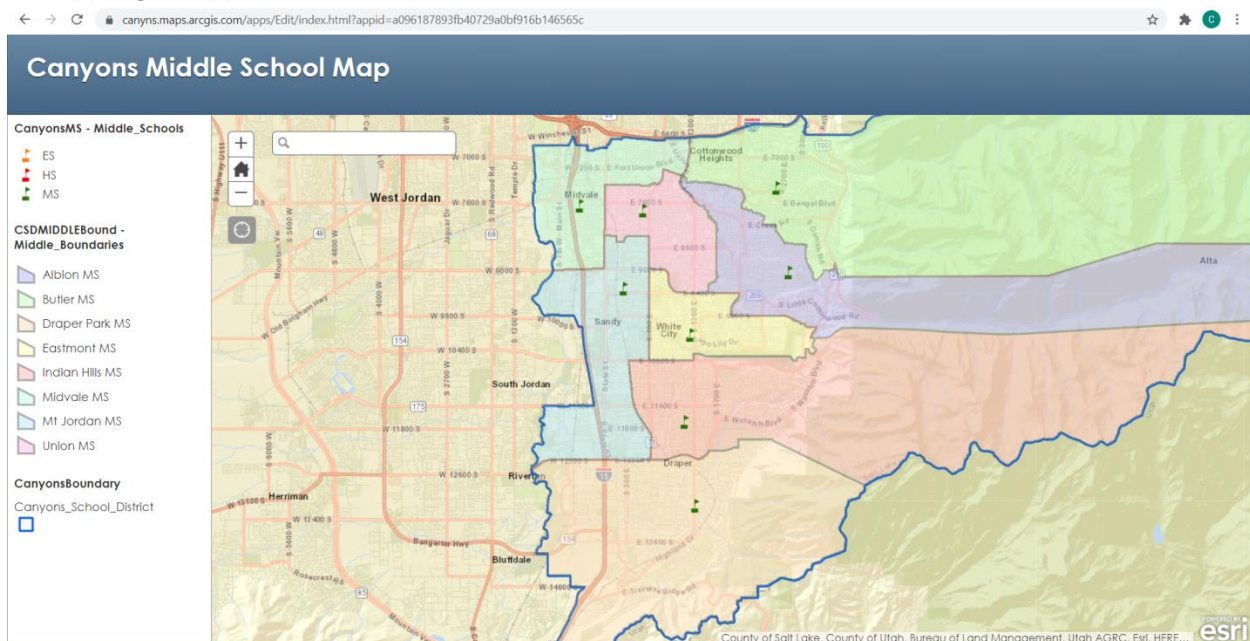


Clicking this will bring up a screen that allows you to search within the boundaries of the elementary schools, middle schools and high schools.

Click on Middle School Boundaries

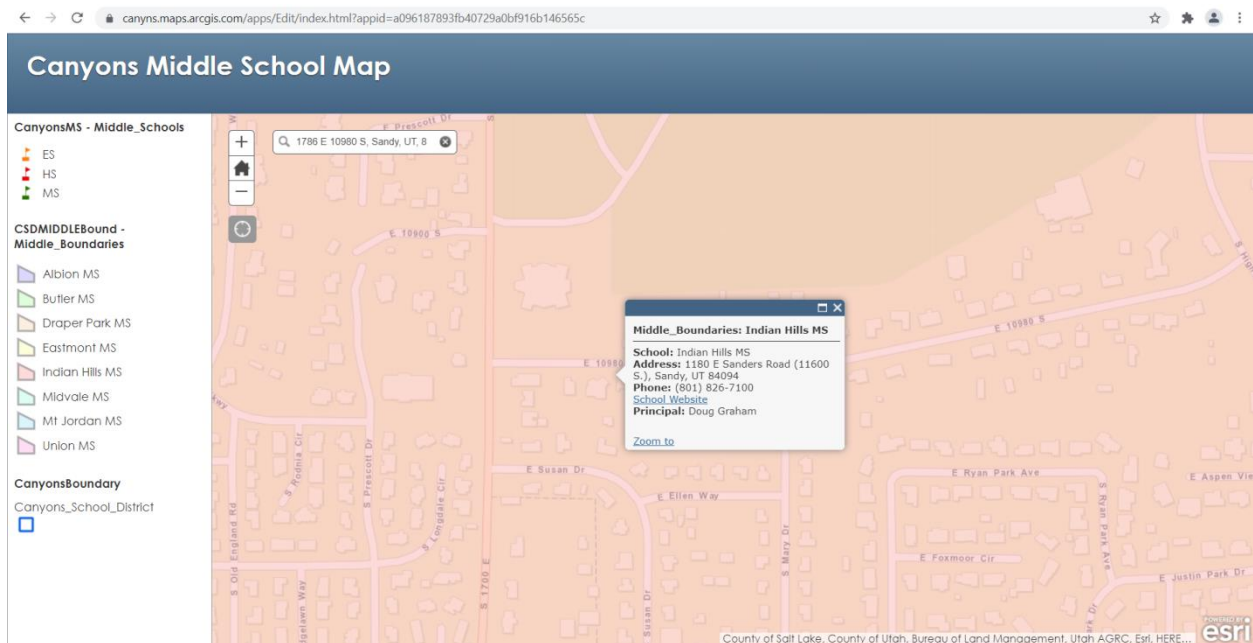


Doing this will bring up a large map of the school district's middle school boundaries. Enter your address into the search bar, you can either click on it when it appears as you are typing or type it out and press enter.



It will then zoom in to your house's location inside one of the school boundaries.

If it is unclear what boundaries you live in, zoom out and then click on the colored shape that your house is in. A white box will appear telling you the school name, its address, main office phone number and the principal's name.



To help you determine if you would like your child to attend their “home” School, check out www.greatschools.org.

From this website, you can input your address and see the schools closest to you by rating. The rating a school receives is the summary of the calculation of four ratings designed to show different areas of school success: student or academic progress, college readiness, equality and test scores. Student progress measures whether students are improving over time on an individual level and academic progress measures whether the school is improving as a whole using school level data. College readiness measures how well high schools are preparing their students for success in college and careers. The rating is based on high school graduation rates, SAT and ACT performance and advanced course information. The Equity Rating is designed to measure how well a school serves the academic development of disadvantaged students and is measured by progress gaps between disadvantaged students and non-disadvantaged students, how disadvantaged students are performing based on student progress, academic progress and college and career readiness. The testing score measures academic proficiency using state test scores across grades and subjects. Together the ratings make up a score from 1-10 (1 being the lowest and 10 the highest).

Section 3: Enrollment

Now that you have decided which school you would like your child to attend, it is time to enroll them.

The Canyon School District is no longer accepting paper applications. You will need to be ready to upload copies of:

- Your child's original or certified birth certificate
- a proof of residency
- immunization records or authorized exemption during the enrollment process.

To enroll you will first need to register your child on Skyward, Canyons School District's Family Access program: <https://www.canyonsdistrict.org/depts/planning-enrollment/new-student/>

Click: "Temporary Account for New Student Enrollment"

← → ↻ canyonsdistrict.org/depts/planning-enrollment/new-student/

Enrollment Procedures


To enroll in a Canyons District school, you must first register your child using our secure, Skyward Family Access portal. Students who are new to Canyons, have never attended one of our schools, and do not have a Skyward Family Access account, will need to create one by selecting [Temporary Account for New Student Enrollment](#).

If you already have a Skyward Family Access account, or a temporary account has already been created, please click [New Student Enrollment](#) to be taken to the login screen. If you need to have your Family Access password reset, please use the Forgot Your Login/Password option on the login screen or call the school one of your children is currently attending.


If you don't have access to a computer at home, contact the school in which you intend to enroll for assistance.

NOTE: Preschool enrollments should not be submitted using the links above. For information regarding enrolling a student in preschool, please visit: [Canyons District Early Childhood Department](#)


Temporary Account for New Student Enrollment
for parents who do not have a Skyward Family Access account.



New Student Enrollment
for parents with an existing temporary Skyward Family Access account.



Doing so will take you here, which will allow you to create an account. So that you can register your students.

 **CANYONS SCHOOL DISTRICT** Online Enrollment Access

New Student Enrollment: Account Request

This form is the first step to enrolling your new student online. Complete it to request an account that you will use to log in to a secure Online Enrollment system.

If you already have a Skyward Family Access account, please login to Skyward Online Enrollment at <https://student.canyonsdistrict.org/scripts/wsisa.dll?WSservice=esEApus5femnu01w> and complete an enrollment application for your new student(s).

Enter the name of the legal parent/guardian of the student you want to enroll

* Guardian Legal First Name:

* Guardian Legal Last Name:

Guardian Legal Middle Name:

Guardian Legal Name Prefix: Guardian Legal Name Suffix:

Guardian contact information

☐ I don't have an email

* Guardian Email Address:

* Re-type Email Address:

* Guardian Primary Phone Number:

Asterisk (*) denotes a required field

[Click here to submit Online Enrollment Account Request](#)

After filling out the required information, you will receive an email that will give you your username and password to access the system. Login using the information they provide you with.

student.canyonsdistrict.org/scripts/wsisa.dll/WService=wsEPlus/sfemnu01.w

CANYONS SCHOOL DISTRICT

SKYWARD®
Canyons School District
Student Production

Login ID: thecolinfunder21@gmail.com
Password: *****
Sign In
Forgot your Login/Password?

05.21.06.00.02

Login Area: Enrollment Access

Questions about logging into the Skyward Family Access and Navigating through Online Registration?
During the Online Registration window please contact the call center at 801-826-5525 or contact your student's school.

After logging in, you will be greeted with the application to register new students to your account and then to the school.

student.canyonsdistrict.org/scripts/wsisa.dll/WService=wsEPlus/sfenr01.w

Instructions for completing the student application

THIS ENROLLMENT APPLICATION IS ONLY TO BE USED TO ENROLL NEW STUDENTS. During the fall, online registration for current students can be found in Skyward Family Access under the "Online Registration" link. **PLEASE USE STUDENT'S FULL LEGAL NAME AS LISTED ON BIRTH CERTIFICATE**

Asterisk (*) denotes a required field Please Note: Only one step may be edited at a time

Step 1: Student Information Edit View Only Save Save and Collapse Step

* Last Name: Name Suffix: Name Prefix: * First Name: Middle Name: * Gender: Nickname: *
Date of Birth: Age: 0 Birth City: Birth State: Birth Country: Birth County:
Second Phone: Third Phone: Home Email:
Does student live within this school district?
* Is Student Hispanic/Latino?
* Federal Race (select all that apply):
☐ American Indian or Alaska Native
☐ Asian
☐ Black or African American
☐ Native Hawaiian or Other Pacific Islander
☐ White
Ancestry (Tribal Affiliation):
* Language Spoken Most:
Previous School District: School in the District Student Previously Attended:
* What School Year are you enrolling your student into? ☒ Current School Year (2021 - 2022) ☐ Next School Year (2022 - 2023)
* Expected Enrollment Date: * First Day of School:
(The first day of school is 08/16/2021) * Expected Enrollment Date:
* Expected Grade Level: * Expected School to Enroll into: Find my student's school
Additional Information:
(on the Student for the District)
Maximum characters: 5000, Remaining characters: 5000
Complete Step 1 and move to Step 2: Family/Guardian Information Complete Step 1 Only

If you have additional children, save and submit the application to the district before clicking on the far right and repeating the process for each of your children.

student.canyonsdistrict.org/scripts/wsisa.dll/WService=wsEApplus/sfenr02.w

SKYWARD Online Enrollment Access

CANYONS
SCHOOL DISTRICT

New Student Enrollment Applications: Summary Page

Your Un-submitted Enrollment Applications	
Student Name	Application Status/Options
<p>All Steps have NOT been completed, please select one of the following options.</p> <p> Review/Update the Application Cancel this Application </p>	

[Click to Enroll Additional Students](#)

Your Submitted Enrollment Applications
There are no submitted enrollment applications to list.

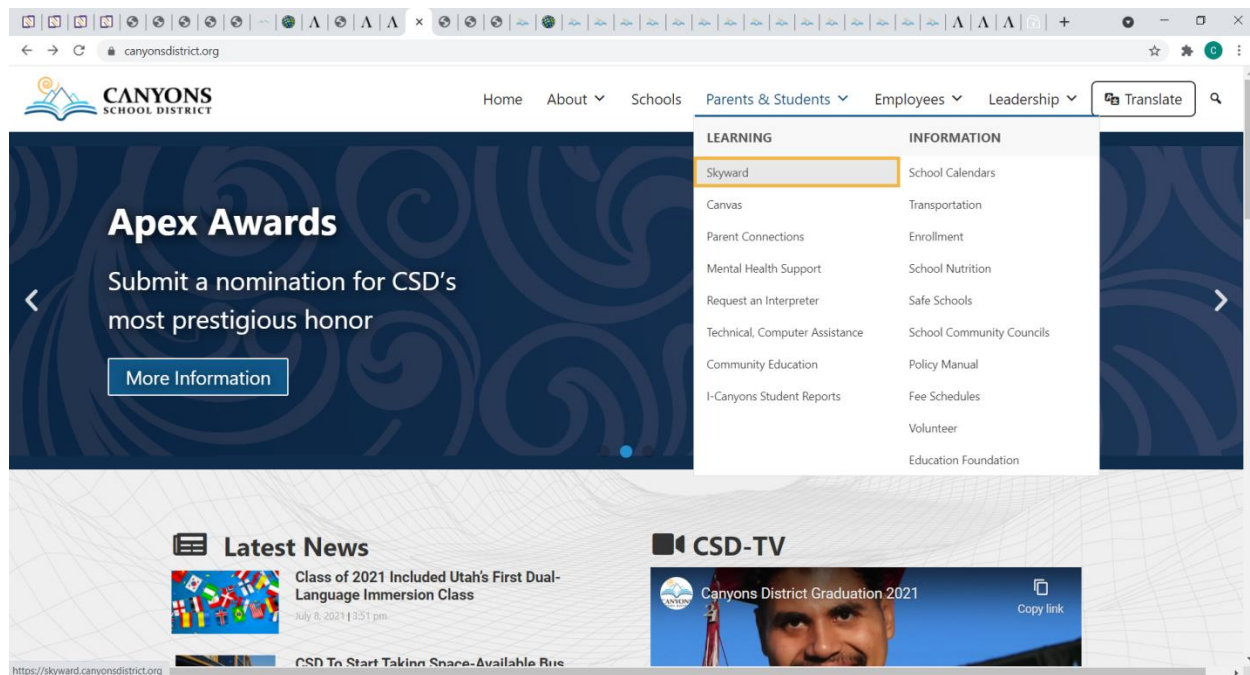
You will use this process to enroll students from Kindergarten through 12th grade.

Enrolling a returning student:


In order to enroll a returning student for the proceeding school year, you will need to access your Skyward Account and login to the “Family/Student Access” area.

To do this, open any web browser and navigate to: <https://www.canyonsdistrict.org/>
Next, you should hover your cursor over where it says “Parents & Students”, when the drop down menu appears click where it says “Skyward”. This is highlighted in Yellow

below



This will bring you to the login screen for Skyward. Enter your username and password. If you do not remember your username and password there is an option to recover it below where you put your password. Make sure to set the login area to Family/Student Access.



After you have logged on, navigate to where it says “online registration” during the registration period (which is typically the first week in August). You will then be able to

register your student's at the schools you identified as your boundary school or any school that your open enrollment application was accepted in.

You will use this process to enroll students from Kindergarten through 12th grade.

School Choice Permit:

If you want to enroll your student in a school outside of your boundaries, you must file a request for a School Choice Permit online. If you do not have internet access at home, public libraries are an excellent resource to use.

You can find the online application here:

<https://www.canyonsdistrict.org/depts/planning-enrollment/open-enrollment-school-choice/>

Canyon School District is no longer accepting paper copies of this application.

An application for a permit is considered during two separate permit windows:

- December 1st through the 3rd Friday in February is the early enrollment period, and gives you the highest chance of acceptance
- After the 3rd Friday in February: Permits are considered based on the staff to student ratios, on a first come first serve basis

Once an application has been accepted, you do not need to reapply each year. You only need to reapply when your child has moved on from one level of schooling (i.e. from elementary school to middle school or from middle school to high school), your child is expelled or suspended, or the District determines that enrollment has exceeded the capacity of that school.

After your application has been submitted the school will reply within 30 days. If your application has been accepted, you will receive an email telling you so. You will then have 10 days to confirm that you want your child to attend that school. The school will send you up to 3 emails reminding you to confirm, if you do not confirm it within the 10

day window you will need to reapply for a permit to that school. Once you confirm the acceptance, you will still need to enroll at the school via the online portal.

If you enroll at a school outside of your boundaries, you will be responsible for transporting your children to and from the school. **The school district does not provide bussing for students enrolled in school's outside of their boundaries**

Section 4: Resources

Immunization exemptions: To receive a vaccination exemption form, the legally responsible individual who claims the exemption for the student must complete the online immunization education module. The education module can be accessed by going to: <https://immunize.utah.gov/immunization-education-module/>. After the successful completion of the module you will be emailed a vaccination exemption form that you need to fill out and turn into the school.

Free and Reduced Lunch:

To apply for Free & Reduced price meals, you can find the application that needs to be filled out here: <https://www.canyonsdistrict.org/depts/nutrition-services/free-and-reduced-application/> print out and fill out the application. You only need to fill out one application for your household. After you have filled out the application you will need to have your children turn it in at their school. It can be given to your school's kitchen

manager, nutrition department or the main office. You can fill out an application at any point during the school year, but it is best to fill it out before the start of the school year.

The federal eligibility for Free and Reduced Meals changes each school year. Because of these annual changes, a new application must be submitted each year.

Transportation: Your child will be eligible for bussing to school, if you live at least 2 miles away from your child's boundary school. If you opt to enroll your child in a different school then you are responsible for transporting your child to and from school. If transportation is an issue, the UTA may have routes that will get your children closer to their school. You can buy monthly passes for children 6-17 (or those still attending high school) for reduced rates.

Fees and Fee Waivers

Fees listed are the MAXIMUM amount allowed for each activity.

The maximum aggregate per year for each student is **\$500.**

Fees for Fully or Partially Enrolled Students

Registration Fee \$35 MAX

Introduction to College and Career Awareness - 6th Only \$20 MAX

CATEGORY TOTAL: \$55

Curricular Fees

Class Fees \$30 MAX

Canyons Youth Choir \$85 MAX

Canyons Youth Symphony \$85 MAX

Field Trips Fee \$20 MAX

Etiquette Dinner \$35 MAX

Lagoon Day Discounted Ticket Price

Musical Instrument Rental (*Per Instrument*) \$100 MAX

National Junior Honor Society \$30 MAX

Math Workbook \$20 MAX

Musical Fee \$30 MAX

Ice Skating \$25 MAX

PE Clothes \$15 MAX

Student Binders \$20 MAX

CATEGORY TOTAL: \$495

Non-waivable Fees (not included in maximum)

Yearbook Contact School

Replace-Chromebook \$225 MAX

Replace-Chromebook Screen \$50 MAX

Replace-Chromebook Keyboard \$50 MAX

Replace-Chromebook Case \$50 MAX

Replace-Chromebook Charger \$30 MAX

Replace-Chromebook Carrying Case \$15 MAX

Replace Student Binder \$20 MAX

CATEGORY TOTAL: \$440

The proceeding table lists the maximum amounts that may be charged per pupil for each activity, class, or athletics participation. Actual fee amounts are determined by your school and can be confirmed on your school's website.

Fee Waivers

Fee waiver applications are available online at:

<https://www.schools.utah.gov/schoolfees?mid=4340&tid=3>

Fee waiver applications and the relevant documentation are to be submitted to your child's principal, for review and approval.

Special Education Services (Section 504 Plans and IEP's)

Section 504 is the part of the Rehabilitation Act of 1973 which applies to persons with disabilities. Section 504 is a civil rights act protecting the civil and constitutional rights of persons with disabilities.

Section 504 states: "No otherwise qualified individual with a disability ... shall, solely by reason of her or his disability, be excluded from the participation in, be denied the benefits of, or be subjected to any discrimination under any program or activity receiving Federal financial assistance."

An IEP is an "Individualized Education Plan" It is a legal document that identifies the special education instruction, support and services to help your child succeed in school.

For Special Education Services you may ask any teacher, administrator or counselor to request special educational services or an evaluation.

Once you have made the request, they will provide you with any paperwork and directions to continue the process.

Utah Parent Center Information

<https://utahparentcenter.org/projects/districts/canyons/>

Parent Consultant Serving Families in Canyons School District

Email: aleis@utahparentcenter.org

Office: (801) 826-8192 Cell: (385) 266-1708

The Utah Parent Center has partnered with Canyons School District to provide free assistance to families of children with special educational needs.

If your child has special needs, so do you! The Parent Consultant serving families in Canyons School District offers: training information referrals and assistance

These services are offered to parents through the provision of one-on-one consultations by phone or in person, and group workshops and presentations.

Before school programs:

Currently, all of the middle schools in the Canyon school district offer breakfast before school. It is usually served $\frac{1}{2}$ an hour before the first period. You can confirm the hours of your child's school breakfast by visiting the school's website or contacting their main office.

After school programs:

Most schools in the district have multiple after school opportunities be they athletic, artistic, or academic in nature. The best ways to find out about them are to check your school's website and to keep an eye out for information brought home by your children.

Appendix I: School Contact Information

Cottonwood Heights Middle Schools

School Name	Address	Phone Number	Website
Butler	7530 S. 2700 E., Cottonwood Heights, UT,84121	801-826-6800	https://butlermiddle.canyonsdistrict.org/

Draper Middle Schools

School Name	Address	Phone Number	Website
Draper Park	13133 S. 1300 E., Draper, UT 84020	801-826-6900	https://draperpark.canyonsdistrict.org/

Midvale Middle Schools

School Name	Address	Phone Number	Website
Midvale Middle	7852 Pioneer Street, Midvale, UT 84047	801-826-7300	https://midvalemiddle.canyonsdistrict.org/

Sandy Middle Schools

School Name	Address	Phone Number	Website
Albion	2755 Newcastle Drive, Sandy, UT 84093	801-826-6700	https://albion.canyonsdistrict.org/
Eastmont	10100 S. 1300 E., Sandy, UT 84094	801-826-7000	https://eastmont.canyonsdistrict.org/
Indian Hills	1180 E. Sanders Road, Sandy, UT 84094	801-826-7100	https://indianhills.canyonsdistrict.org/
Mount Jordan	9351 South Mountaineer Lane, Sandy, UT 84070	801-826-7400	https://mountjordan.canyonsdistrict.org/
Union	615 E. 8000 S., Sandy, UT 84070	801-826-7500	https://unionmiddle.canyonsdistrict.org/

Appendix II: School Counselors, Social Workers and Psychologists

Each school in Canyon's school district has personnel specifically assigned to help you and your children establish healthy development and create positive boundaries around social, emotional and psychological health. These staff include social workers, school psychologists, speech language pathologists, and more.

Social workers and psychologists can provide counseling while providing social, emotional, and psychological support, they also help with IEP's and other accommodations, and can give referrals to outside resources.

Speech language pathologists help students with communication delays. They can help your children with literacy, fluency, articulation, and social communication issues.

Guidance Counselors help with academic and behavioral challenges.

In addition to the services mentioned above, the school district also provides families with access to Canyons Family Center, which offers individual counseling, student support groups and parent education classes. Services are provided at no cost to families in the Canyon School District.

The Canyons Family Center is located inside the Mt. Jordan Middle school at 9351 South Mountaineer Lane, Sandy, UT 84070. It is open from 10:00 a.m. to 3:00 p.m. on Mondays and Thursdays, and from 3:00 p.m. to 9:00 p.m on Tuesdays and Wednesdays. The Canyons Family Center closes briefly during the summer and reopens in September.

Below is a list of all of the service providers within the middle schools in the district so you can easily contact them as needed. If a phone number is not listed, please contact your school's main office.

School	Title	Name	Phone Number	Email
Albion	Counselor, (A-K Last Names)	Catherine Nelson	801-826-6722	cathrine.nelson@canyonsdistrict.org
Albion	Counselor, (L-Z Last Names)	Regan Jewell	801-826-6721	reagan.jewell@canyonsdistrict.org
Albion	Counselor	Samantha Panunto	801-826-6755	samantha.panunto@canyonsdistrict.org
Albion	Social Worker	Kristen Salakielu	801-826-6730	kristen.salakielu@canyonsdistrict.org
Albion	Speech Pathologist	Jennifer Longenecker	801-826-6730	jennifer.longenecker@canyonsdistrict.org
Albion	School Psychologist	Lori Dekeyzer	801-826-6730	lori.dekeyzer@canyonsdistrict.org
Butler	Counselor, (A-L Last Names)	Carolann Heindel	801-826-6820	carolann.heindel@canyonsdistrict.org

	Names)			g
Butler	Counselor, (M-Z Last Names)	Tatianna Grant	801-826-6820	tatiana.grant@canyonsdistrict.org
Bulter	Social Worker	Kristin Recker	801-826-6820	kristin.recker@canyonsdistrict.org
Butler	School Counselor	Kayse Amevor	801-826-6820	kayse.amevor@canyonsdistrict.org
Butler	School Psychologist	Julie Epperson	801-826-6820	julie.epperson@canyonsdistrict.org
Draper Park	Counselor, (A-D Last Names)	Kathy Bitner	801-826-6921	kathy.bitner@canyonsdistrict.org
Draper Park	Counselor, (E-K Last Names)	Megan Gebhard	801-826-6918	megan.gebhard@canyonsdistrict.org
Draper Park	Counselor, (L-Re Last Names)	Brittani Gourley	801-826-6926	brittani.gourley@canyonsdistrict.org
Draper Park	Counselor, (Rf-Z Last Names)	Kimberlee Montoya	801-826-6922	kimberlee.montoya@canyonsdistrict.org
Draper Park	Social Worker	Lori Hunt	801-826-6997	lori.hunt@canyonsdistrict.org
Draper Park	Speech Pathologist	Jennifer Longenecker	801-826-6916	jennifer.longenecker@canyonsdistrict.org
Draper Park	Mental Health Therapist	Skylar Gamble	801-826-6993	skylar.gamble@canyonsdistrict.org
Draper Park	Social Worker	Levi Marsing	801-826-6993	levi.marsing@canyonsdistrict.org
Eastmont	Counselor, (A-K Last Names)	Julie Taucher	NA	julie.taucher@canyonsdistrict.org
Eastmont	Counselor, (L-Z Last Names)	unlisted	NA	
Eastmont	Social Worker	Andrew Munoz	NA	andrew.munoz@canyonsdistrict.org
Eastmont	Speech Pathologist	Katherine Howell	NA	katherine.howell@canyonsdistrict.org
Eastmont	MTSS Intervention	Samira Brewer	NA	samira.brewer@canyonsdistrict.org
Indian Hills	Counselor, (A-F Last Names)	Roxann Wolfe	801-826-7122	roxann.wolfe@canyonsdistrict.org
Indian Hills	Counselor, (G-N Last Names)	Samantha Panunto	801-826-7129	samantha.panunto@canyonsdistrict.org
Indian Hills	Counselor, (O-Z Last Names)	Melissa Jones	801-826-7121	melissa.jones@canyonsdistrict.org
Indian Hills	Social Worker	Sarah Gadsby	801-826-7106	sarah.gadsby@canyonsdistrict.org
Indian Hills	Speech Pathologist	Shasta Hunt	NA	shasta.hunt@canyonsdistrict.org
Indian Hills	School Psychologist	Brandon Segura	801-826-7123	brandon.segura@canyonsdistrict.org

Midvale	Counselor, (A-G Last Names)	Matthew Magee	801-826-7321	Matthew.Magee@canyonsdistrict.org
Midvale	Counselor, (Gr-N Last Names)	Ariana Franco	801-826-7329	Ariana.Franco@canyonsdistrict.org
Midvale	Counselor, (O-Z Last Names)	Amy Skelton	801-826-7322	Amy.Skelton@canyonsdistrict.org
Midvale	Social Worker	Michele Crump Hart	NA	michele.crump-hart@canyonsdistrict.org
Midvale	Speech Pathologist	Leeann Oliverson	NA	leeann.oliverson@canyonsdistrict.org
Midvale	School Psychologist	Heather Bainbridge	NA	heather.bainbridge@canyonsdistrict.org
Midvale	McKinney Vento	Sharon Higgins		sharon.higgins@canyonsdistrict.org
Mount Jordan	Counselor, (A-G Last Names)	Jacey Wickham	801-826-7422	jacey.wickham@canyonsdistrict.org
Mount Jordan	Counselor, (H-N Last Names)	unlisted	801-826-7431	katelynn.newling@canyonsdistrict.org
Mount Jordan	Counselor, (O-Z Last Names)	Whitney Bates	801-826-7421	whitney.bates@canyonsdistrict.org
Mount Jordan	Social Worker	Adrianne Durrant	NA	adrianne.durrant@canyonsdistrict.org
Mount Jordan	School Therapist	Mark Jueschke		mark.jueschke@canyonsdistrict.org
Union	Counselor, (A-K Last Names)	Jessica Wertner	NA	jessica.wetner@canyonsdistrict.org
Union	Counselor, (L-Z Last Names)	Lynn Nelson	NA	lynn.nelson@canyonsdistrict.org
Union	School Psychologist	Niloufar SanatiniaCrivello	NA	niloufar.sanatinia@canyonsdistrict.org