



Housing Connect's School Resource Guide

Salt Lake City School District- Elementary School



Table of Contents

Section One: Introduction.....	Page 2
Section Two: Determining Boundaries.....	Page 3
A. Find your School District.....	Page 3
B. Find your School.....	Page 5
Section Three: Enrollment.....	Page 8
A. Enrolling a returning student.....	Page 11
B. School Choice Permits.....	Page 13
Section Four: Preschool Registration.....	Page 15
A. Pre-K 3's.....	Page 15
B. Pre-K 4's.....	Page 16
C. Preschool Schedules.....	Page 17
Section Five: Kindergarten Registration.....	Page 18
Section Six: Resources.....	Page 19
A. Immunization Exemption.....	Page 19
B. Free and Reduced Lunch.....	Page 19
C. Transportation.....	Page 19
D. Fees and Waivers.....	Page 20
E. Special Education.....	Page 23
F. Before and After School.....	Page 24
Appendix: School Contact Information.....	Page 25
A. School Counselors and Social Workers.....	Page 27

Section 1: Introduction

Navigating new places and unfamiliar systems can be difficult and stressful. Housing Connect understands that you want what's best for your family. We know that education provides a strong foundation for present and future opportunities. Education plays a vital role in children's development so it is important that you as the parent, have the tools you need to support your children on their educational journey. This packet is designed to help you navigate the elementary school system through the School District.

If you have questions or need assistance on anything in this packet, feel free to reach out to the Youth and Family Services Manager at 801-882-5582 or cmeyers@housingconnect.org.

Section 2: Determining Boundaries

If you are new to an area or your child is just entering the school system, you may be unsure of which school they are supposed to attend. The steps below will help you determine which school district your family lives in and the schools that are assigned to those boundaries. Once you have determined your boundaries, you can decide if you want to enroll your child at their “home” school or get a permit for them to attend a school outside of those boundaries. Find information on special permits on page 13

Find your school district:

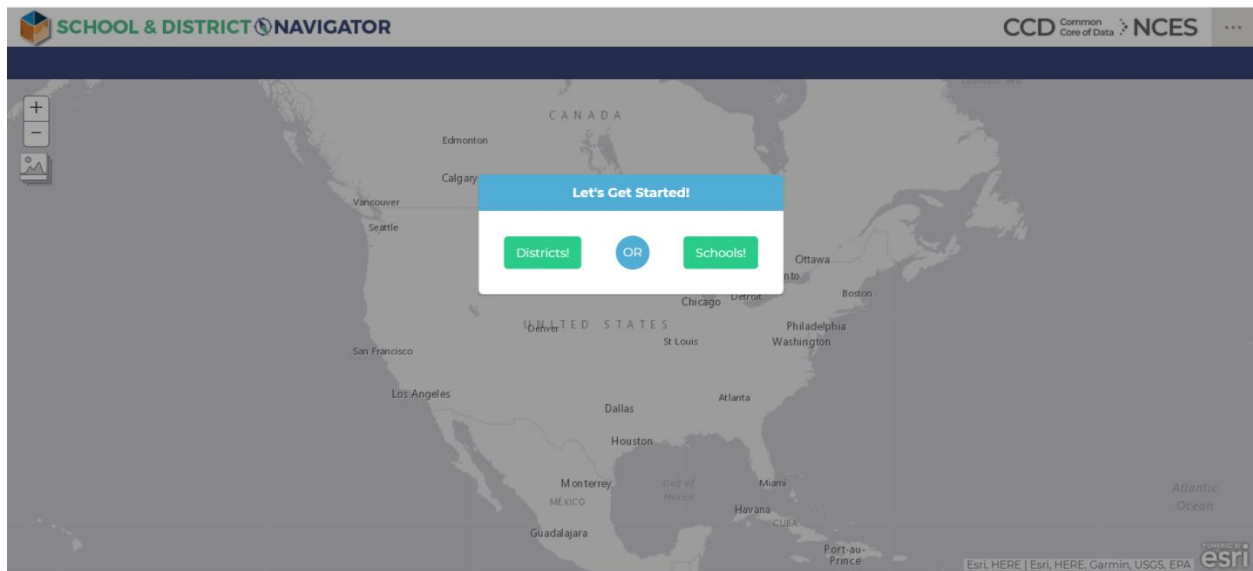
1. Go to: <https://nces.ed.gov/ccd/districtsearch/>
2. Click on the words “School & District Navigator”

The screenshot shows the 'Search for Public School Districts' page on the NCES website. The page has a dark header with the IES and NCES logos. Below the header, there's a navigation bar with links: 'School & District Navigator', 'Public School Search', 'Data Notes/Grant IDs', and 'Help'. The main content area contains a search form with the following fields:

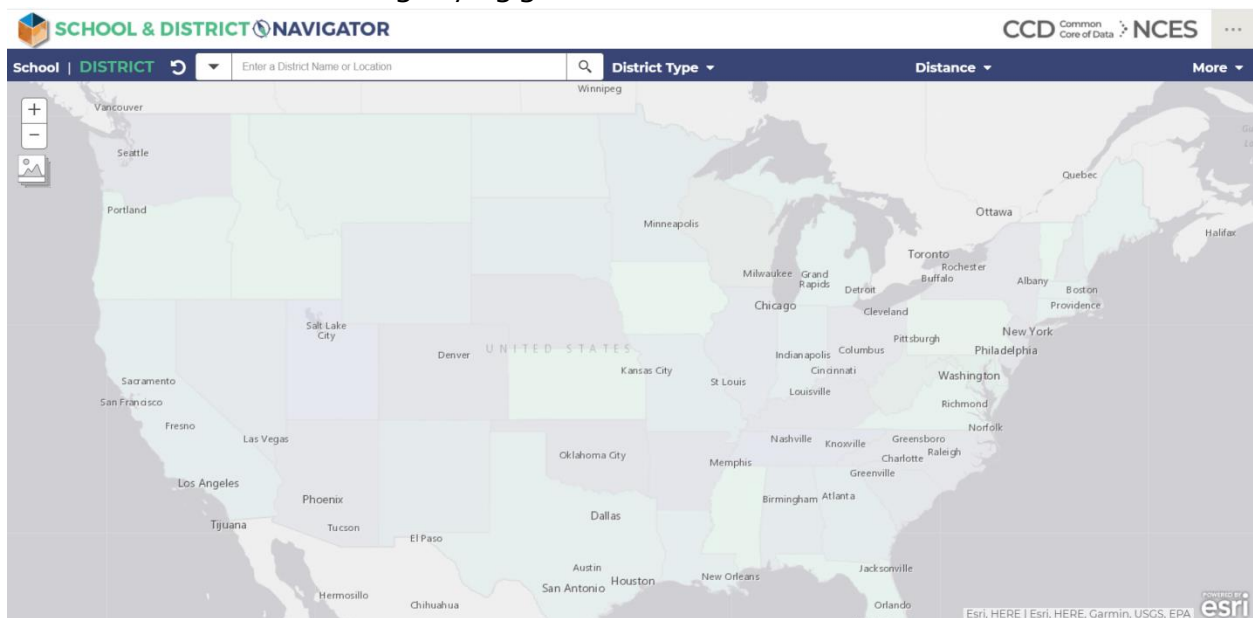
- District Name: [text input]
- NCES District ID: [text input]
- Street Address: [text input]
- City: [text input]
- State: [dropdown menu]
- Zip Code: [text input]
- Distance: [text input]
- County: [text input]
- Phone #: [text input]

Below the search form, there's a section for 'Additional Characteristics' with checkboxes for District Types: regular, component, supervisory union, regional, state, federal, charter, and other. There are also dropdown menus for 'Number of Students' and 'Number of Schools'. A 'Search' button and a 'Clear' button are located to the right of the form. A 'SEARCH TIP' is provided on the right side of the form. The footer of the page contains navigation links for 'Explore the Institute of Education Sciences', 'IES Policies and Standards', and 'Additional Resources'.

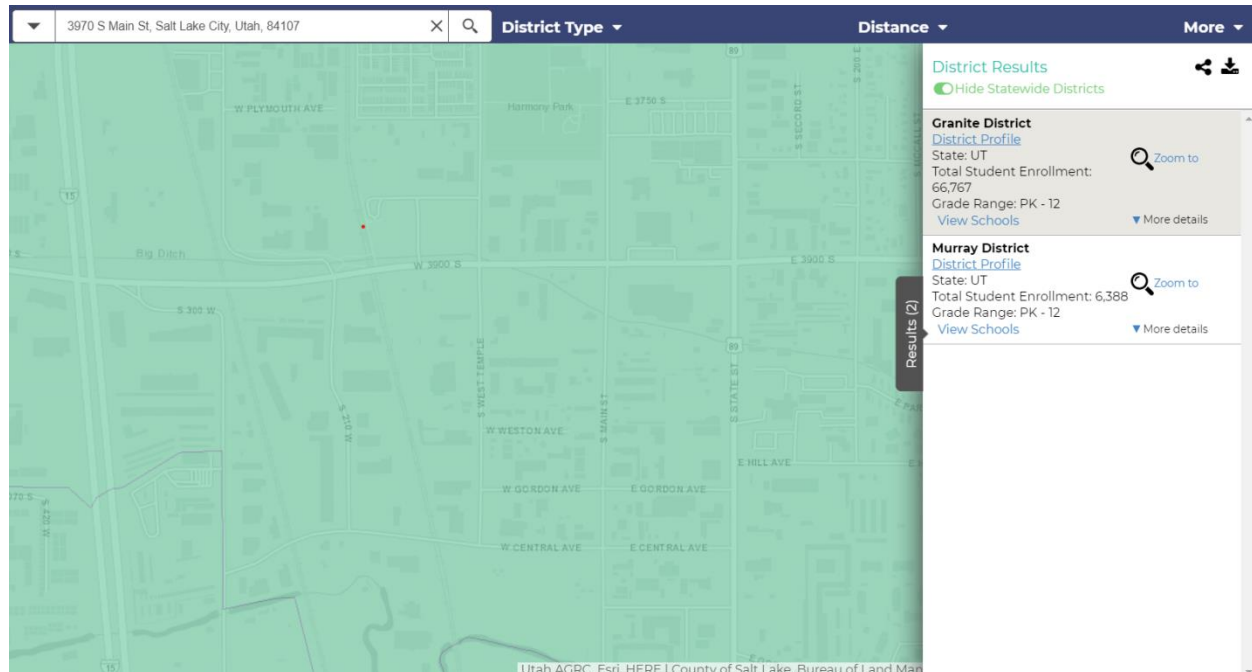
3. On the “Let’s get started” tab click on the left green button labeled “Districts”



4. In the search bar, type in your home address and press the search button. (The search button is marked with a magnifying glass)



5. A box should appear on the right identifying which school district you live in.

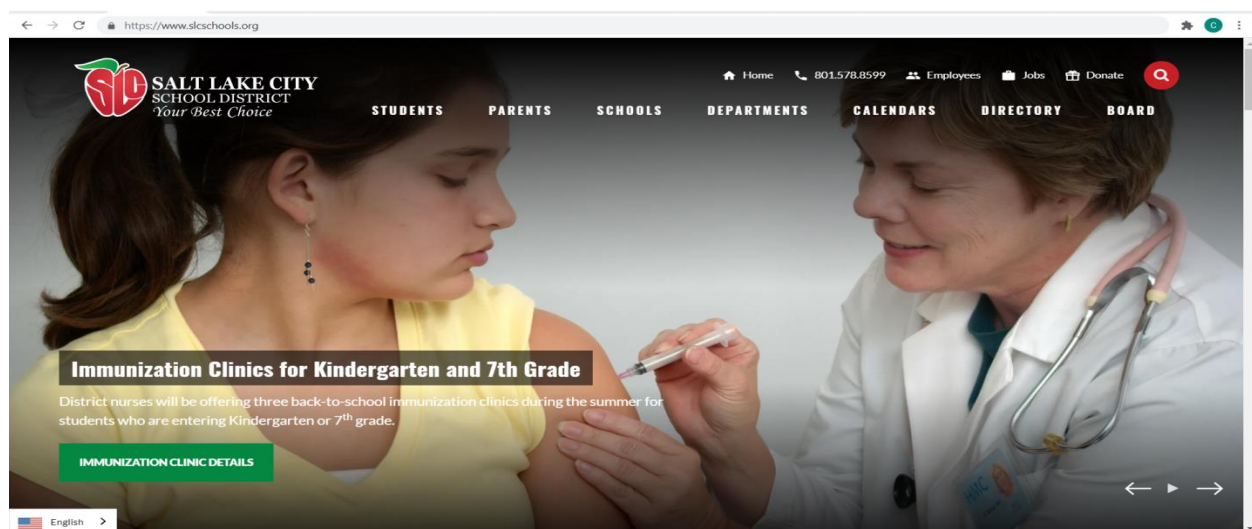


Sometimes, the website may pull up more than one eligible district, if this happens going to the potential district's websites and utilizing their school search tools is the best option.

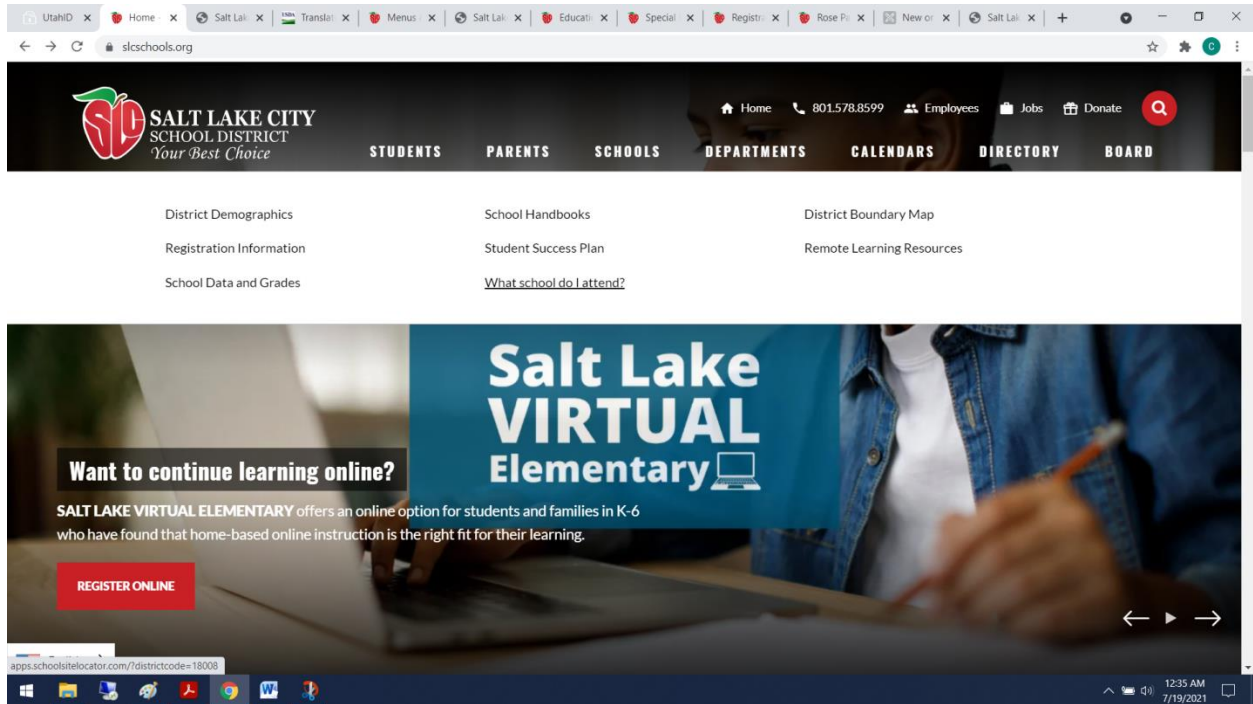
Find your School:

In order to determine which school boundaries you live in, open any web browser and navigate to:

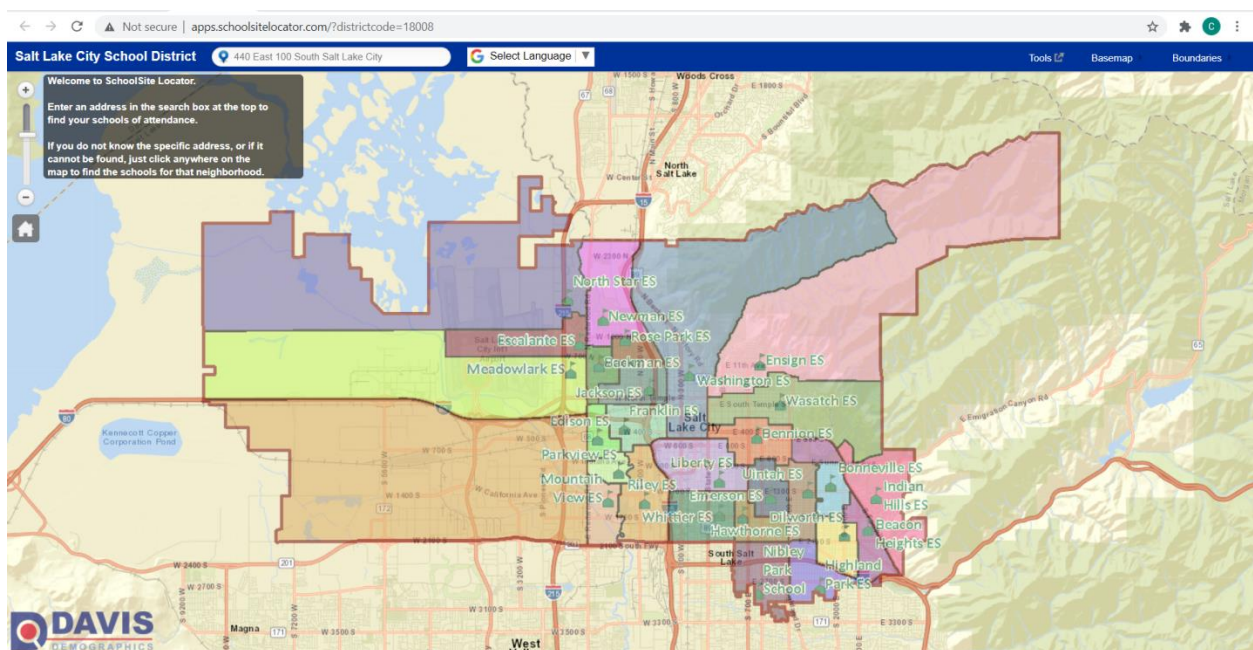
Open any web browser and go to <https://www.slcschools.org/>



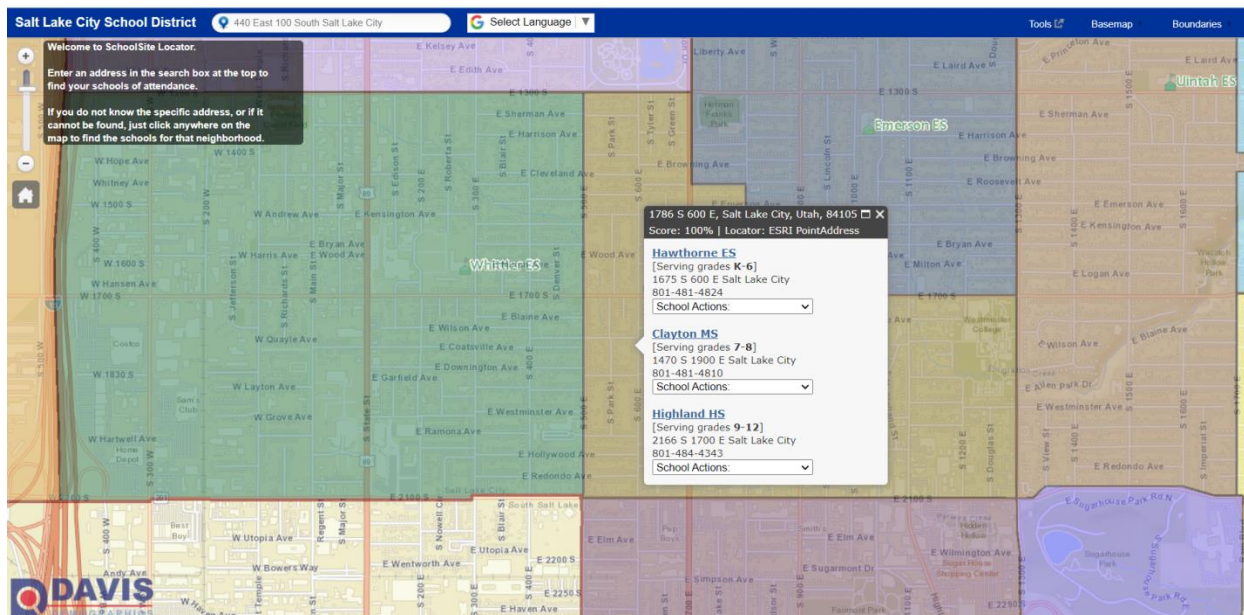
Hover your cursor over where it says “Schools”, then click where it says “What School do I attend”



After doing so, you should be taken to a screen that looks like this. The different colored parts of the map correspond to different school boundaries.



Enter your address into the search bar up above, after confirming your address the map will zoom in onto your address and show you which schools' boundaries you live in. The results will be in a white table with the elementary school listed first, then the middle school, then the high school. These are your home school boundaries.



To help you determine if you would like your child to attend their “home” School, check out www.greatschools.org.

From this website, you can input your address and see the schools closest to you by rating. The rating a school receives is the summary of the calculation of four ratings designed to show different areas of school success: student or academic progress, college readiness, equality and test scores. Student progress measures whether students are improving over time on an individual level and academic progress measures whether the school is improving as a whole using school level data. College readiness measures how well high schools are preparing their students for success in college and careers. The rating is based on high school graduation rates, SAT and ACT performance and advanced course information. The Equity Rating is designed to measure how well a school serves the academic development of disadvantaged students and is measured by progress gaps between disadvantaged students and non-disadvantaged students, how disadvantaged students are performing based on student progress, academic progress and college and career readiness. The testing score measures academic proficiency using state test scores across grades and subjects. Together the ratings make up a score from 1-10 (1 being the lowest and 10 the highest).

Section 3: Enrollment

Now that you have decided which school you would like your child to attend, it is time to enroll them.

When enrolling you will need to provide:

- a Proof of residence or an approved exception,
- a certified copy of the student's birth certificate or other reliable proof of the student's identity and age, and
- a certified and complete immunization record or official immunization exemption.

If you are enrolling for the first time at a school within your boundaries, open any web browser and go to <https://www.slcschools.org/parents>

The screenshot shows the website [slcschools.org/parents](https://www.slcschools.org/parents) in a web browser. The header is dark with the Salt Lake City School District logo on the left, which includes the text "SALT LAKE CITY SCHOOL DISTRICT" and "Your Best Choice". To the right of the logo is a navigation menu with links: STUDENTS, PARENTS (which is underlined), SCHOOLS, DEPARTMENTS, CALENDARS, DIRECTORY, and BOARD. Further right are links for Home, 801.578.8599, Employees, Jobs, and Donate, along with a search icon. Below the header, the main content area has a large red heading "Parents". Underneath this is a section titled "Frequently Asked Questions" with five expandable items: "What school will my student attend?", "How do I enroll my child?", "How do I pay for school meals?", "How do I apply for free and reduced meals?", and "How do I apply to have my student attend a school outside my neighborhood boundaries?". Below the FAQ section is a "Food for Families" section with a small text block and a "Helpful Links" section containing a green button labeled "PARENT POWERSCHOOL PORTAL". At the bottom left, there is a language selector showing "English" and a small text block about Community Learning Centers.

Near the top click where it says “How do I enroll my child”

SALT LAKE CITY SCHOOL DISTRICT
Your Best Choice

Home 801.578.8599 Employees Jobs Donate

STUDENTS **PARENTS** SCHOOLS DEPARTMENTS CALENDARS DIRECTORY BOARD

Parents

Frequently Asked Questions

- ▶ What school will my student attend?
- ▶ **How do I enroll my child?**
- ▶ How do I pay for school meals?
- ▶ How do I apply for free and reduced meals?
- ▶ How do I apply to have my student attend a school outside my neighborhood boundaries?

Helpful Links

PARENT POWERSCHOOL PORTAL

Four Community Learning Centers will be distributing Food for Families approximately twice a month. All families from See the schedule below.

Next you should click where it says “Online Enrollment Application”.

Parents

Frequently Asked Questions

- ▶ What school will my student attend?
- ▼ **How do I enroll my child?**

ONLINE ENROLLMENT APPLICATION

To register and enroll in a Salt Lake City public school, prospective students must be at least five years of age on or before September 1 of the school year for which enrollment is sought. The following documentation is required (see below for more details).

- Proof of residence or an approved exception
- A certified copy of the student's birth certificate or other reliable proof of the student's identity and age
- A certified and complete immunization record or official immunization exemption

All students may attend their designated neighborhood school without consideration of enrollment capacity. Students who wish to attend a school other than their resident school may submit an [Open Enrollment Application](#) online during the early enrollment period, December 1 through the third Friday in February, for the upcoming school year. A student may also request a late enrollment transfer by submitting the same [online application](#) at any other time of year.

Under the McKinney-Vento Act, homeless students are entitled to immediate enrollment and full participation in school even if they are unable to produce records normally required for enrollment.

For additional questions, please contact Student Services at (801) 578-8206.

When you do this, a menu should appear that looks like this. Additionally, Salt Lake City school district's website has the capability to translate the page and application into a variety of languages simply click the arrow under where it says translate and look for your language (highlighted in green down below). After you have adjusted the language, click where it says "register as a new student" which is highlighted in yellow down below.

SALT LAKE CITY
SCHOOL DISTRICT Online Registration

Request Support

I have attended a Salt Lake City School District School:

Register with your Student Number

I have NEVER attended school in this district before:

Register as a New Student

What do I need to register a new student?

Translate
--Select--

Copyright ©2021 Salt Lake City School District

When you are filling out the application you are able to submit copies of your proof of residency, immunization record and photo ID. However, you will be required to bring your child's birth certificate to the school you choose to enroll at.

If you do not have internet access, local libraries are a good resource to utilize. You are also able to go to the school directly for assistance.

Enrolling a returning student:

If you are enrolling as a returning student at a school within your boundaries, open any web browser and go to <https://www.slcschools.org/parents>

Parents

Frequently Asked Questions

- ▶ What school will my student attend?
- ▶ How do I enroll my child?
- ▶ How do I pay for school meals?
- ▶ How do I apply for free and reduced meals?
- ▶ How do I apply to have my student attend a school outside my neighborhood boundaries?

Food for Families

four Community Learning Centers will be distributing Food for Families approximately twice a month. All families
benefit. See the schedule below.

Helpful Links

PARENT POWERSCHOOL PORTAL

Near the top click where it says “How do I enroll my child”

Parents

Frequently Asked Questions

- ▶ What school will my student attend?
- ▶ How do I enroll my child?
- ▶ How do I pay for school meals?
- ▶ How do I apply for free and reduced meals?
- ▶ How do I apply to have my student attend a school outside my neighborhood boundaries?

Food for Families

four Community Learning Centers will be distributing Food for Families approximately twice a month. All families
benefit. See the schedule below.

Helpful Links

PARENT POWERSCHOOL PORTAL

Next you should click where it says “Online Enrollment Application”.

The screenshot shows the 'Parents' section of the Salt Lake City Schools website. Under 'Frequently Asked Questions', the question 'How do I enroll my child?' is expanded, revealing a green button labeled 'ONLINE ENROLLMENT APPLICATION'. Below this, there is text about enrollment requirements, a list of required documents (proof of residence, birth certificate, immunization record), and information about the McKinney-Vento Act. A language dropdown menu is visible at the bottom left, currently set to 'English'.

When you do this, a menu should appear that looks like this. Additionally, Salt Lake City school district’s website has the capability to translate the page and application into a variety of languages simply click the arrow under where it says translate and look for your language (highlighted in green down below). After you have adjusted the language, click where it says “Register with your Student Number” which is highlighted in yellow down below.

The screenshot shows the 'Online Registration' page for Salt Lake City School District. It features a 'Request Support' button at the top right. The main content area has two registration paths: 'Register with your Student Number' (highlighted in yellow) and 'Register as a New Student'. Below these is a 'Translate' dropdown menu (highlighted in green) with a '--Select--' option. The footer contains the copyright notice 'Copyright ©2021 Salt Lake City School District'.

You will need your student's ID number and their registration Pin. If you have forgotten your student's registration pin you can obtain it by contacting your child's school.

Once you have logged back into the school's registration system, you will need to provide your proof of residency, update your contact information, pay any outstanding fees and complete additional documentation in order to confirm your enrollment for the school year.

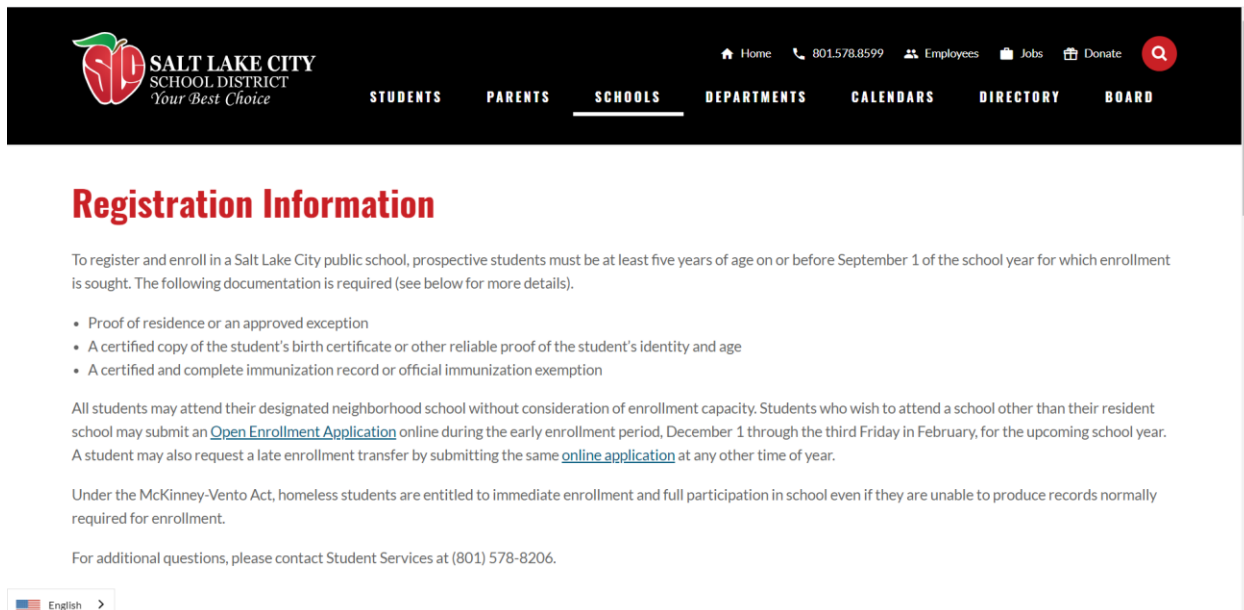
Open Enrollment:

If you want to enroll your student in a school whose boundaries you do not live in, you must file a request for a school choice permit online. The open enrollment period begins December 1st of the preceding school year and continues until the 3rd Friday in February of the following year. The sooner you apply for a school outside of your boundaries the more likely you are to be accepted. If you do not have internet access at home, public libraries are an excellent resource to use.

You can find the online application here:

<https://www.slcschools.org/schools/registration-information>

Click where it says "Open Enrollment Application".



The screenshot shows the Salt Lake City School District website. The header features the district logo on the left and navigation links (Home, 801.578.8599, Employees, Jobs, Donate, Search) on the right. A horizontal menu below the header includes links for STUDENTS, PARENTS, SCHOOLS (which is underlined), DEPARTMENTS, CALENDARS, DIRECTORY, and BOARD. The main content area is titled "Registration Information" in red. Below the title, a paragraph explains the enrollment process and required documentation. A bulleted list specifies the required documents: proof of residence, birth certificate, and immunization record. Further text describes the open enrollment period and the McKinney-Vento Act. At the bottom, contact information for Student Services is provided. A language selector at the bottom left shows "English" with a dropdown arrow.

SALT LAKE CITY SCHOOL DISTRICT
Your Best Choice

Home 801.578.8599 Employees Jobs Donate

STUDENTS PARENTS SCHOOLS DEPARTMENTS CALENDARS DIRECTORY BOARD

Registration Information

To register and enroll in a Salt Lake City public school, prospective students must be at least five years of age on or before September 1 of the school year for which enrollment is sought. The following documentation is required (see below for more details).

- Proof of residence or an approved exception
- A certified copy of the student's birth certificate or other reliable proof of the student's identity and age
- A certified and complete immunization record or official immunization exemption

All students may attend their designated neighborhood school without consideration of enrollment capacity. Students who wish to attend a school other than their resident school may submit an [Open Enrollment Application](#) online during the early enrollment period, December 1 through the third Friday in February, for the upcoming school year. A student may also request a late enrollment transfer by submitting the same [online application](#) at any other time of year.

Under the McKinney-Vento Act, homeless students are entitled to immediate enrollment and full participation in school even if they are unable to produce records normally required for enrollment.

For additional questions, please contact Student Services at (801) 578-8206.

English >

While you are filling out the application, you will be able to choose which grades and school you are trying to enroll in. If this application is accepted you will be enrolled at the school of your choosing.

Remember, if you choose to enroll at a school outside of your home boundaries, you will be ineligible for bussing to that school and will be responsible for getting your children to and from there.

Section 4: Preschool Registration

Pre Enrollment for Preschool Programs begins online in April.

When you enroll you will need to provide:

- a proof of residence or an approved exception,
- a certified copy of the student's birth certificate or other reliable proof of the student's identity and age,
- a certified and complete immunization record or official immunization exemption and your photo ID.

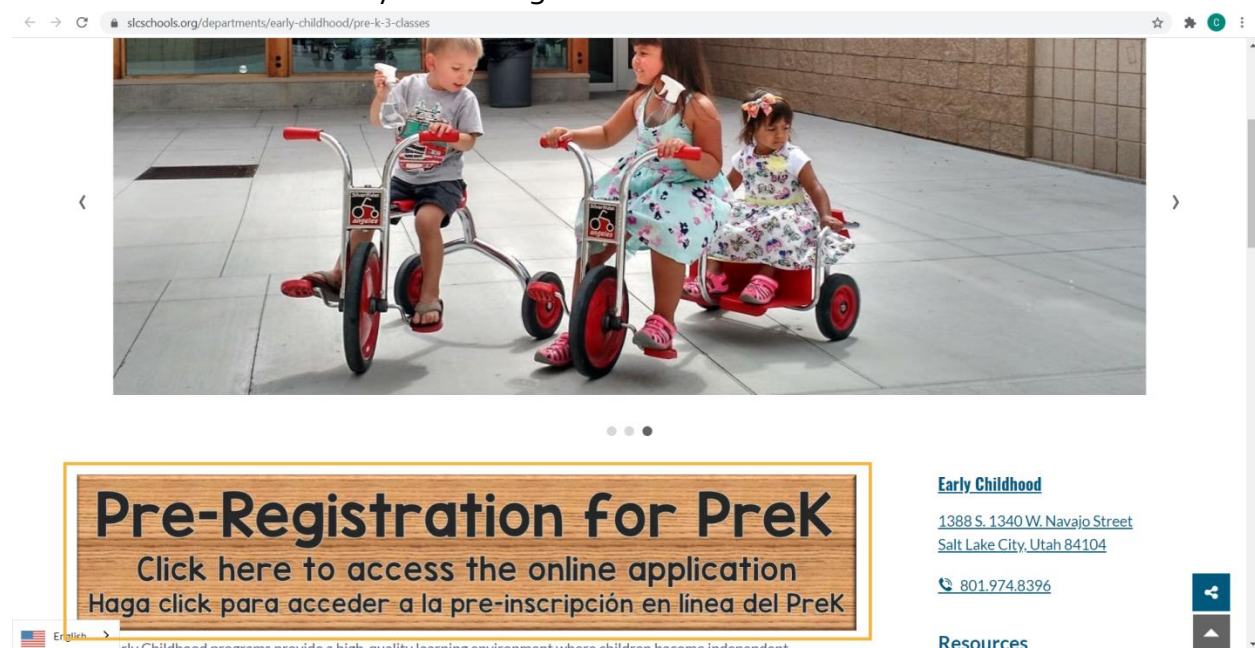
In addition you will need to pay a \$25 nonrefundable pre-registration fee and the first month's tuition.

To see if you qualify for Title 1 reduced tuition, bring your income tax return from the preceding year. Your child must be listed on the form.

Pre-K3

In order to enroll your child in a Pre-k 3 class, your child must be 3 years old by September 1st of the year that you are trying to enroll them. Registration is done online and can be found at: <https://www.slcschools.org/departments/early-childhood/pre-k-3-classes>

Scroll down to where it says "Pre-Registration for PreK".



The screenshot shows a web browser window with the URL [slcschools.org/departments/early-childhood/pre-k-3-classes](https://www.slcschools.org/departments/early-childhood/pre-k-3-classes). The main content area features a photograph of three young children riding red tricycles on a paved outdoor area. Below the photo is a large wooden-textured banner with the text: **Pre-Registration for PreK**, **Click here to access the online application**, and **Haga click para acceder a la pre-inscripción en línea del PreK**. To the right of the banner, the text **Early Childhood** is followed by the address [1388 S. 1340 W. Navajo Street](#), [Salt Lake City, Utah 84104](#), and the phone number [801.974.8396](tel:801.974.8396). At the bottom right, there is a **Resources** link and a share button.


You will then be taken to the application, where you will be able to enroll your child and submit the required documentation.

PreK-3 classes are morning only programs. They take place twice a week for 2.5 hours a class. They are held on Mondays and Tuesdays or Thursdays and Fridays. Currently PreK-3 classes are only available at Liberty, Parkview, and Washington Elementary schools.

PreK-4

In order to enroll your child in a PreK-4 Class your child must be 4 years old by September 1st of the year that you are trying to enroll them. Registration is done online and can be found at: <https://www.slcschools.org/departments/early-childhood/pre-k-4-classes>

Scroll down to where it says “Pre-Registration for PreK” and click on it.



You will then be taken to the application, where you will be able to enroll your child and submit the required documentation.

PreK-4 classes meet 4 days a week, Monday through Thursday.

Morning only classes last 3 hours and are offered at Edison and Mary W. Jackson elementary schools.

Afternoon only classes last 3 hours and are offered at Liberty, Mountain View, Newman, Parkview, Washington and Whittier elementary schools.

All day classes last 6 hours and are only offered at Backman, Bennion, Escalante, Franklin, Liberty, Meadowlark, Mountain View, Northstar, and Riley Elementary schools

Section 5 Kindergarten Registration

In order to register your children for Kindergarten they must be 5 years old by September 1st of the year that you are trying to enroll them. In order to enroll your child, you will need to provide the following:

- Child's birth certificate
- Child's immunization records– including dates of all shots, or exception certificates
- Proof of address (examples: utility bill or rental agreement)
- Parent/guardian photo ID

Enrollment for a kindergartener is the same as all other students. It is completed online, via the registration system. When you are registering your child at the school you selected, the system will let you know if your child needs to complete kindergarten testing before the school year.

Kindergarten testing typically takes 15 minutes and is used by schools to gauge your child's abilities ahead of time, so that they can teach them more effectively. It is not a barrier to entry into kindergarten.

Section 6: Resources

Now that your child(ren) are enrolled, there are resources that may be available to you through the Salt Lake City School District:

Immunization exemptions: To receive a vaccination exemption form, the legally responsible individual who claims the exemption for the student must complete the online immunization education module. The education module can be accessed by going to: <https://immunize.utah.gov/immunization-education-module/>. After the successful completion of the module you will be emailed a vaccination exemption form that you need to fill out and turn into the school.

Free and Reduced Lunch:

To apply for Free & Reduced price meals, you can fill out the application online found here: <https://www.slcschools.org/departments/child-nutrition/applications> or you can go to <https://www.fns.usda.gov/cn/translated-applications> print out and fill out an application that can be given to your school's kitchen manager or child nutrition department. You can fill out an application at any point during the school year, but especially if your financial or family situation changes during the year.

The Federal eligibility for Free and Reduced Meals changes each school year. Because of these annual changes, a new application must be submitted each year.

Transportation: Your child will be eligible for bussing to school, if you live at least 1.5 miles away from your child's boundary school. If you opt to enroll your child in a different school then you are responsible for transporting your child to and from school. You can view the district's active routes by visiting: <https://www.slcschools.org/departments/transportation/bus-routes>

If transportation is an issue, the UTA may have routes that will get your children closer to their school. You can buy monthly passes for children 6-17 (or those still attending high school) for reduced rates. The passes can be bought online at: <https://www.rideuta.com/Fares-And-Passes/Buy-A-Pass>. Look for the "Youth Monthly Pass" for local busses and TRAX access and the "Premium Youth Monthly Pass" if your children also need access to the FRONTRUNNER.

Fees and Fee Waivers:

Board Policy S-10 School Fees Schedule

2022-2023

PRE-K, ELEMENTARY, AND MIDDLE SCHOOL FEES

GENERAL INFORMATION		
<ol style="list-style-type: none"> The maximum annual amount that a student may be charged is \$3,000.00. All fees listed are the maximum amount charged per student for each class or school-sponsored activity. Actual amount charged may be less. Any payment for student participation in a class, program, or activity is a fee and is subject to the fee waiver requirement. For information on fee waivers and other details, contact your school administrator. All students are responsible to pay for any loss, breakage, or damage they cause to school property. Loss breakage, or damage is not subject to the waiver requirement. Donations are permissible in both elementary and secondary schools, but all such requests are voluntary. A student may not be excluded from an activity or program because they did not make a donation. The district does not allow required individual student fundraising. Students may be required to participate in group fundraising. 		
DEFINITION		
Spend Plans: An explanation of how the district uses the collected fees, including fundraising monies. Spend plans will be noted at the beginning of each section or parenthetically after the fee name/type.		
EARLY CHILDHOOD		
SPEND PLAN: Tuition helps cover cost of staffing one instructor and one paraprofessional, art materials, assessment portfolio, and a daily healthy snack. Registration fees help cover consumable supplies and materials and contract printing.		
	One-Time Fee	Monthly Fee
NON-TITLE I PRE-K 3 PROGRAM		
Tuition		\$110.00
Registration Fee	\$80.00	
Total cost of program varies based on the number of months student attends.		
NON-TITLE I PRE-K 4 PROGRAM		
Tuition		\$230.00
Registration Fee	\$80.00	
Total cost of program varies based on the number of months student attends.		
NON-TITLE I PRE-K 4 PROGRAM FULL-DAY PROGRAM		
Tuition		\$460.00
Registration Fee	\$80.00	
Total cost of program varies based on the number of months student attends.		
TITLE I PRE-K 3 PROGRAM FOR 2.5 HOUR A DAY		
Tuition		\$45.00
Registration Fee	\$25.00	
Total cost of program varies based on the number of months student attends.		
TITLE I PRE-K 4 PROGRAM FOR 3 HOUR A DAY		
Tuition		\$80.00
Registration Fee	\$25.00	
Total cost of program varies based on the number of months student attends.		
TITLE I PRE-K 4 FULL-DAY PROGRAM		
Tuition		\$160.00
Registration Fee	\$25.00	
Total cost of program varies based on the number of months student attends.		
NON TITLE I PRE-K 4 REMOTE LEARNING OPTION		
Tuition		\$80.00
Registration Fee	\$25.00	
Total cost of program varies based on the number of months student attends.		
TITLE I PRE-K 4 REMOTE LEARNING OPTION		
Tuition		\$40.00
Registration Fee	\$25.00	
Total cost of program varies based on the number of months student attends.		
PARENTS AS TEACHERS (PAT) PARENT AND CHILD TOGETHER CLASSES		
Registration Fee (staffing, art supplies, assessment portfolio, snack)	\$80.00	per year
*** The following fees are waivable unless otherwise indicated ***		
ELEMENTARY SCHOOLS - GENERAL		
	One-Time Fee	
OVERNIGHT FIELD TRIP (lodging, transportation, food, instruction, consumable supplies)	\$75.00	

The proceeding table lists the maximum amounts that may be charged per student for each activity, class, or athletics participation. Actual fee amounts are determined by your school and can be confirmed on your school's website.

Fee Waivers

Fee waiver applications are available online at:

<https://www.schools.utah.gov/schoolfees?mid=4340&tid=3>

Fee waiver applications and the relevant documentation are to be submitted to your child's principal, for review and approval.

Special Education Services (Section 504 Plans and IEP's)

Section 504 is the part of the Rehabilitation Act of 1973 which applies to persons with disabilities. Section 504 is a civil rights act protecting the civil and constitutional rights of persons with disabilities.

Section 504 states: "No otherwise qualified individual with a disability ... shall, solely by reason of her or his disability, be excluded from the participation in, be denied the benefits of, or be subjected to any discrimination under any program or activity receiving Federal financial assistance."

An IEP is an "Individualized Education Plan". It is a legal document that identifies the special education instruction, support and services to help your child succeed in school.

For Special Education Services you may ask any teacher, administrator or counselor to request special educational services or an evaluation.

Once you have made the request, they will provide you with any paperwork and directions to continue the process.

Utah Parent Center Information

<https://utahparentcenter.org/projects/districts/slc/>

Parent Consultant Serving Families in Salt Lake City School District

Email: amy@utahparentcenter.org

Phone Number: 801-856-1264

The Utah Parent Center has partnered with the Salt Lake City School District to provide free assistance to families of children with special educational needs.

If your child has special needs, so do you! The Parent Consultant serving families in Salt Lake City School District offers: training, information, referrals, and assistance

These services are offered to parents through the provision of one-on-one consultations by phone or in person, and group workshops and presentations.

Before School Programs:

Backman, Bennion, Edison, Escalante, Franklin, Liberty, Mary Jackson, Meadowlark, Mountain View, North Star, Parkview, Riley, Rose Park, and Washington elementary schools all participate in the Breakfast in Class program.

All other elementary schools in the district offer breakfast up to half an hour before school starts. Check with your school to confirm what time breakfast is served.

After school programs:

Most schools in the district have multiple after school opportunities be they athletic, artistic, or academic in nature. The best ways to find out about them are to check your school's website and to keep an eye out for information brought home by your children. The schools' websites are found on page 25.

Appendix I: School Contact Information

School Name	Address	Phone Number	Website
Backman	601 North 1500 West, Salt Lake City, Utah 84116	801.578.8100	https://backman.slcschools.org/
Beacon Heights	1850 South 2500 East, Salt Lake City, Utah 84108	801.481.4814	https://beaconheights.slcschools.org/
Bonneville	1145 South 1900 East, Salt Lake City, Utah 84108	801.584.2913	https://bonneville.slcschools.org/
Dilworth	1953 South 2100 East, Salt Lake City, Utah 84108	801.481.4806	https://dilworth.slcschools.org/
Edison	430 South Cheyenne St., Salt Lake City, Utah 84104	801.974.8300	https://edison.slcschools.org/
Emerson	1017 East Harrison Avenue, Salt Lake City, Utah 84105	801.481.4819	https://emerson.slcschools.org/
Ensign	775 East 12th Avenue, Salt Lake City, Utah 84103	801.578.8150	https://ensign.slcschools.org/
Escalante	1810 West 900 North, Salt Lake City, Utah 84116	801.578.8496	https://escalante.slcschools.org/
Franklin	1115 West 300 South, Salt Lake City, Utah 84104	801.578.8158	https://franklin.slcschools.org/
Hawthorne	1675 South 600 East, Salt Lake City, Utah 84105	801.481.4824	https://hawthorne.slcschools.org/
Highlands Park	1738 East 2700 South, Salt Lake City, Utah 84106	801.481.4833	https://highlandpark.slcschools.org/
Indian Hills	2496 East St. Mary's Drive, Salt Lake City, Utah 84108	801.584.2908	https://indianhills.slcschools.org/
Liberty	1085 South Roberta Street, Salt Lake City, Utah 84111	801.578.8180	https://liberty.slcschools.org/
Mary W. Jackson	750 West 200 North, Salt Lake City, Utah 84116	801.578.8165	https://marywjackson.slcschools.org/
Meadowlark	497 North Morton Drive, Salt Lake City, Utah 84116	801.578.8529	https://meadowlark.slcschools.org/
M.Lynn Bennion	429 South 800 East, Salt Lake City, Utah 84102	801.578.8108	https://bennion.slcschools.org/
Mountain View	1380 South 1340 West Navajo Street, Salt Lake City, Utah 84104	801.974.8315	https://mountainview.slcschools.org/
Newman	1269 North Colorado Street, Salt	801.578.8537	https://newman.slcschools.org/

	Lake City, Utah 84116		
Nibley Park (K-8)	2785 South 800 East, Salt Lake City, Utah 84106	801.481.4842	https://nibleypark.slcschools.org/
Northstar	1545 West North Morton Drive, Salt Lake City, Utah 84116	801.578.8448	https://northstar.slcschools.org/
Parkview	970 South Emery Street, Salt Lake City, Utah 84104	801.974.8304	https://parkview.slcschools.org/
Riley	1410 South 800 West, Salt Lake City, Utah 84104	801.974.8310	https://riley.slcschools.org/
Rose Park	1105 West 1000 North, Salt Lake City, Utah 84116	801.578.8554	https://rosepark.slcschools.org/
Uintah	1571 East 1300 South, Salt Lake City, Utah 84105	801.584.2940	https://uintah.slcschools.org/
Wasatch	30 R Street, Salt Lake City, Utah 84103	801.578.8564	https://wasatch.slcschools.org/
Washington	420 North 200 West, Salt Lake City, Utah 84103	801.578.8140	https://washington.slcschools.org/
Whittier	1600 South 300 East, Salt Lake City, Utah 84115	801.481.4846	https://whittier.slcschools.org/

Appendix II: School Counselors, Social Workers and Psychologists

Each school in the Salt Lake City School District has personnel specifically assigned to help you and your children establish healthy development and create positive boundaries around social, emotional and psychological health. These staff include social workers, school psychologists, speech language pathologists, and more.

Social workers and psychologists can provide counseling while providing social, emotional, and psychological support, they also help with IEP's and other accommodations, and can give referrals to outside resources.

Speech language pathologists help students with communication delays. They can help your children with literacy, fluency, articulation, and social communication issues.

Guidance Counselors help with academic and behavioral challenges. If a phone number is not listed, you can always reach out to them via email or contact your school's main office to determine how to get in contact with the person.

School	Title	Name	Phone Number	Email
Backman	School Counselor	Ines Lazalde	801.578.8100 EX: 1050	ines.lazalde@slcschools.org
Backman	School Psychologist	Megan Wanzek	NA	megan.wanzek@slcschools.org
Beacon Heights	School Counselor	Wendy Child	801.481.4814	wendy.child@slcschools.org
Bennion	School Counselor	Caisa Pope	801-578.8108 EX: 175	caisa.pope@slcschools.org
Bonneville	School Counselor	Julia Schleifman	801.584.2913 EX: 153	julia.schleifman@slcschools.org

Dilworth	School Counselor	Bethany Epstein	801.481.4806 EX: 106	bethany.epstein@slcschools.org
Edison	School Counselor	Debbie Rocha	801.974.8300 EX: 104	debbie.rocha@slcschools.org
Edison	District Social Worker	Sophia Liebenson-Morse	801.974-8319 EX: 1076	sophia.liebensonmorse@slcschools.org
Edison	Family & School Collaboration Specialist	Claudio Torres		claudio.torres@slcschools.org
Emerson	School Counselor	Zoe Romero	801.421.4819 EX: 132	zoe.romero@slcschools.org
Ensign	School Counselor	Samantha Toney	801.578.8150	samantha.toney@slcschools.org
Escalante	School Counselor	Matt Stroshine	801.578.8496 EX: 106	matthew.stroshine@slcschools.org
Escalante	School Psychologist	Haley Thomas	801.578.8547 EX: 1204	haley.thomas@slcschools.org
Escalante	Family & School Collaboration Specialist	Ariana Meza		ariana.meza@slcschools.org
Franklin	School Counselor	Brittney Spencer	801.578.8158 EX: 159	brittney.spencer@slcschools.org

Franklin	Speech Therapy	Alycia Jordison		alycia.jordison@slcschools.org
Hawthorne	School Counselor	Lisa Jones	801.481.4824 EX: 152	lisa.jones@slcschools.org
Highlands Park	School Counselor	Timothy Wolfe	801.481.4833	timothy.wolfe@slcschools.org
Indian Hills	School Counselor	Traci Wennerholm	801.584.2908	traci.wennerholm@slcschools.org
Liberty	School Counselor	currently unlisted		
Liberty	Social Worker			
Mary W. Jackson	School Counselor	Aubrie Ramos	801.578.8165 EX: 132	aubrie.amos@slcschools.org
Mary W Jackson	School Psychologist	Sharon Noble		sharon.noble@slcschools.org
Mary W. Jackson	District Social Worker	Sarah Maddock		sarah.maddock@slcschools.org
Meadowlark	School Counselor	Jennifer Haak	801.578.8529 EX: 130	jennifer.haak@slcschools.org
Meadowlark	Family & School Collaboration Specialist	Lizbeth Gomez	801.578.8547 EX: 1204	lizbeth.gomez@slcschools.org

Mountain View	School Counselor	Heather Norman	801.974.8315 EX: 172	heather.norman@slcschools.org
Mountain View	School Counselor	Natalie Hart	801.974.8315	natalie.hart@slcschools.org
Mountain View	Social Worker	KC Santistevan	801.974-8319 EX: 1076	kc.santistevan@slcschools.org
Newman	School Counselor	Kristi Van Epps	801.578.8537	kristina.vanepps@slcschools.org
NorthStar	School Counselor	Melissa Watson	801.578.8448 EX: 173	melissa.watson@slcschools.org
NorthStar	School Psychologist	Megan Wanzek		megan.wanzek@slcschools.org
NorthStar	District Social Worker	Teresa Stocks		teresa.stocks@slcschools.org
Park View	School Counselor	Christine Polichette	801.974.8304 EX: 102	christine.polichette@slcschools.org
Park View	Interventionist	Margaret Barnes		margaret.barnes@slcschools.org
Riley	School Counselor	Elisa Stern-Kolb	801.974.8310 EX: 162	elisa.stern-kolb@slcschools.org
Rose Park	School Counselor	Robin Raine	801.578.8554	robin.raine@slcschools.org

Uintah	School Counselor	Mary Jane Moore	801.584-2940	maryjane.moore@slcschools.org
Uintah	Speech Therapy	Jana Wayment		jana.wayment@slcschools.org
Wasatch	School Counselor	Sheila Jaymes	801.578.8564 EX: 222	sheila.jaymes@slcschools.org
Wasatch	Speech Therapy	Kim Payne		kim.payne@slcschools.org
Washington	School Counselor	Becky Huff	801.578.8140 EX: 1205	becky.huff@slcschools.org
Whittier	School Counselor	Brenda Thomas	801.481.4846 EX: 159	brenda.thomas@slcschools.org